

Skrifstofuvöndull sambætting við viðskiptabúnað

Magnús Ingi Stefánsson
Forstöðumaður Sölu Viðskiptalausna
mis@skyrr.is

SKÝRR

Ármúli 2 | 108 Reykjavík | Sími 569 5100

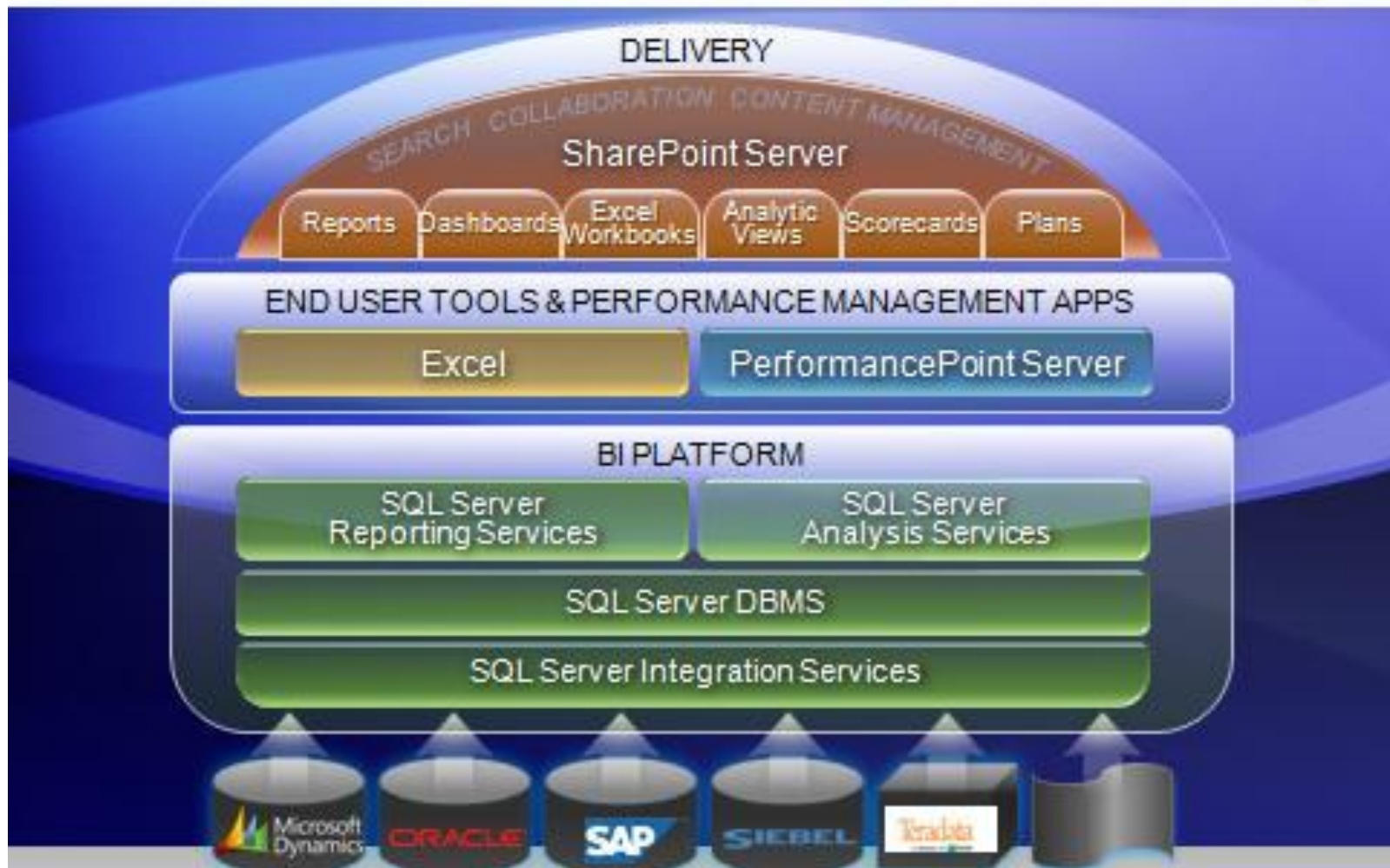


Hvað erum við að tala um

- Office
 - Sharepoint Designer
 - Access
 - Excel
 - Word
- Sharepoint
 - Excel Services
 - Business Connectivity Services
 - Chart Web parts
 - PerformancePoint Services
 - Visio Services
 - PowerPivot
 - KPI
- SQL 2008 R2
 - Integration Services
 - Analyse Services
 - Reporting Services
 - Report Builder



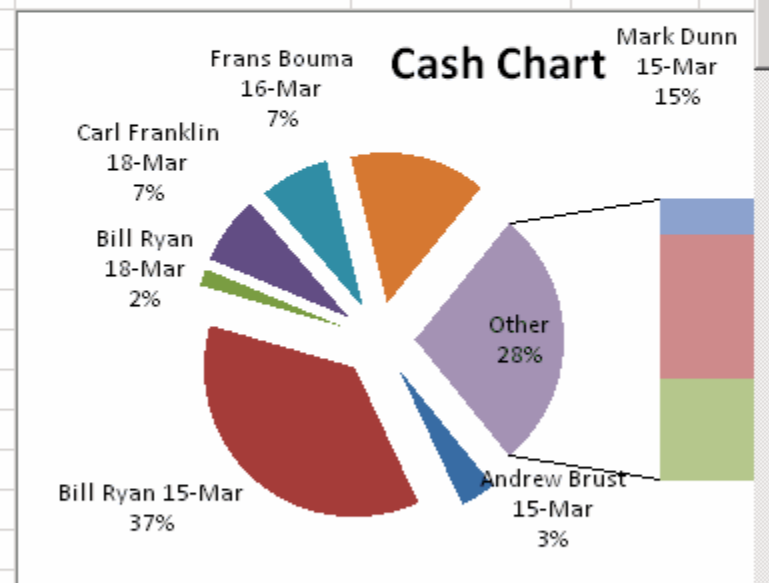
The Microsoft End-to-End BI Product Offering



Excel Web Access - CashExchange

Open | Update | Find

	A	B	C	D	E	F	G
1	Person	Date	Amount				
2	Andrew Brust	15-Mar	✓ \$10.00		Total CashFlow:	-\$122.38	
3	Bill Ryan	15-Mar	✗ -\$100.00				
4	Bill Ryan	18-Mar	✓ \$5.00				
5	Carl Franklin	18-Mar	⚠ -\$20.00				
6	Frans Bouma	16-Mar	✓ \$20.00				
7	Mark Dunn	15-Mar	✓ \$40.00				
8	Raymond	15-Mar	⚠ -\$10.00				
9	Stephen Forte	18-Mar	⚠ -\$40.00				
10	Tobin Titus	17-Mar	⚠ -\$27.38				
11							
12							
13							
14							
15							
16							
17							
18							
19							

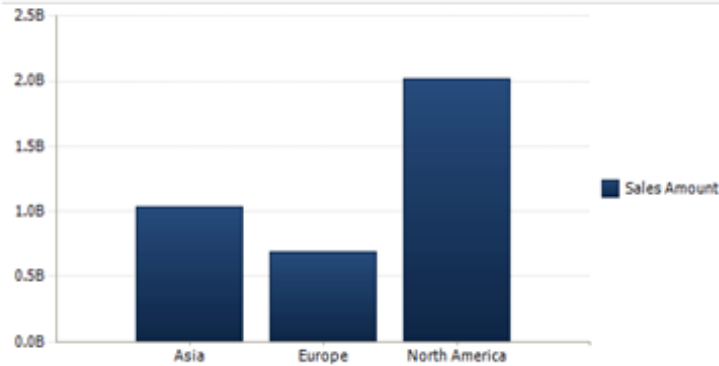


Year: **Year 2009**

Sales Amounts

	Year 2009		
	Sales Amounts		
	Actual	Target	
All	\$3,732,190,367.10	\$3,558,421,561.50	5%
AUDIO	\$68,711,198.37	\$48,916,964.91	40%
TV & VIDEO	\$457,427,666.30	\$395,524,616.38	16%
COMPUTERS	\$1,067,178,159.65	\$969,781,967.25	10%
CAMERAS & CAMCORDERS	\$637,719,970.31	\$706,748,269.66	-10%
CELL PHONES	\$272,266,347.43	\$269,473,221.52	1%
MUSIC, MOVIES & AUDIO BOOKS	\$37,424,740.14	\$44,585,457.01	-16%
GAMES & TOYS	\$65,382,696.52	\$51,103,743.42	28%
HOME APPLIANCES	\$1,126,079,588.38	\$1,072,287,321.35	5%

Sales by Territory



KPI Details

KPI: Sales Amounts

Metric: Actual
Measure: Sales Amount
Row Path: All/CELL PHONES
Column Path: Year 2009/Sales Amounts/Actual

Channel Sales



PowerPivot Umsatzzahlen YTD.xlsx - Microsoft Excel

File Home Insert Page Layout Formulas Data Review View PowerPivot Options Design

Clipboard Font Alignment Number Styles Cells Editing

F7 1058992217

	A	B	C	D	E	F	G
1							
2							
3							
4							
5							
6							
7							
8							
9							
10							
11							
12							
13							
14							
15							
16							
17							
18							

PowerPivot Field List

Choose fields to add to report:

Search

Umsatzverlauf_Chart

- Date
- Sale
- YTD
- Year
- Month

Slicers Vertical Slicers Horizontal

Year

Report Filter Column Labels

Row Labels Values

Month Sum of Sale

Ready Sheet4 Sheet1 Sheet2 Sheet3 100%