







CURSOR

The screenshot displays the Cursor IDE interface. On the left, a chat window shows a conversation about lint checks and diacritic-insensitive matching. The main editor shows a TypeScript file with code for a ProjectDashboard component. The right sidebar contains a 'CHANGES' panel with a list of file modifications and an 'AGENT REVIEW' panel with a 'Find Issues' button. A status bar at the bottom shows the current file path and editor settings.

yes do it

```
const foldedNeedle = foldSearchText(needle);
if (!foldedNeedle) return lineContent;
const firstFoldedIdx =
  40 unchanged lines
  if (idx < 0) {
```

Planning lint checks and fold handling

I've patched both the jump plugin and sidebar highlighter with accent-insensitive matching plus index mapping. I'm running lint/type checks on the edited files now.

Explored 1 search, lints

Done — this is now fixed on the frontend side too.

I implemented diacritic-insensitive matching in both places that mattered:

- `components/editor/extensions/search-jump.ts`
 - jump/highlight matching now folds diacritics (`johann` \approx `jóhann`) before searching
 - it maps folded-match positions back to original text offsets, so the actual accented word is selected/highlighted correctly
- `components/project-explorer.tsx`
 - result-line highlighting in the sidebar now uses the same folded matching logic
 - so query highlighting works even when the displayed line contains accents

So your backend behavior and frontend click/highlight behavior are now aligned.

Please test quickly with:

- `johann` → click a `Jóhann` match
- `armann` → click an `Ármann` match
- `cafe` → click a `Café` match

If any specific case still misses, send one query + one target word and I'll tighten that edge case.

Plan, @ for context, / for commands

Agent Codex 5.3

```
export function ProjectDashboard({
  useEffect(() => {
    // Fail-safe: even if navigation/cleanup is interr
    timeoutId = window.setTimeout(() => {
      try {
        localStorage.removeItem(CREATE_BLOCKING_KEY);
      } catch {}
      setCreateBlockingLoading(false);
    }, CREATE_BLOCKING_FAILSAFE_MS);
    } else {
      localStorage.removeItem(CREATE_BLOCKING_KEY);
    }
  } catch {}
  return () => {
    if (timeoutId) window.clearTimeout(timeoutId);
  };
}, [createBlockingLoading]);

useEffect(() => {
  if (typeof window === "undefined") return;
  const read = () => {
    try {
      return getUserProfile()?.role === "admin";
    } catch {}
    return false;
  };
  setIsAdmin(read());
  const handleStorage = (event: StorageEvent) => {
    if (event.key === "lumipad.userProfile") {
      setIsAdmin(read());
    }
  };
  window.addEventListener("storage", handleStorage);
  return () => window.removeEventListener("storage", handleStorage);
}, []);

useEffect(() => {
  // Restore section open/closed state (best-effort) aft
  try {
    const p = localStorage.getItem(PERSONAL_SECTION_OPEN);
    const c = localStorage.getItem(COLLAB_SECTION_OPEN);
    const f = localStorage.getItem(FAVORITES_SECTION_OPEN);
    const pom = localStorage.getItem(POMS_SECTION_OPEN);
    if (p === "0" || p === "1") setPersonalOpen(p === "1");
    if (c === "0" || c === "1") setCollaborationOpen(c === "1");
    if (f === "0" || f === "1") setFavoritesOpen(f === "1");
    if (pom === "0" || pom === "1") setPomsOpen(pom === "1");
  } catch {}
}
```

CHANGES

Message (% ↵ to commit on "mai...)

Commit

Changes

- LumiPad-context.md M
- package.json M
- cross-project-picker.test.tsx comp... M
- cross-project-picker.tsx components M
- file-explorer-node.test.tsx compon... M
- browser-agent-suite.mjs tests/brow... M
- browser-chat-regressions.mjs test... M
- browser-chat-tool-smoke-regressi... M
- browser-editor-search-markdown-... M
- browser-filetree-new-folder-with-s... M
- browser-product-definition-fork-re... M
- browser-project-create-pom-regre... M
- browser-project-reference-refresh... M

AGENT REVIEW

Find Issues

Review diffs vs. main.

GRAPH

- Fixing full LocalStorage, re... main
- Fixing project name and hopefully file tr...
- fixing gap between file tree and chat pe...
- fix: File tree section collapsed and file t...
- Project card tuning and fixing member ...
- Fixing compile bug for: Coherent "Add r...
- Excluding current project in search whe...
- Coherent "Add ref" and "Send ref" func...
- Fixing gap between file tree and chat s...
- Addin POM and references petursaem

New update available Later Install Now

Ordering models correctly, petursaem

main* lumipad-app 0 #dd0531 Cursor Tab petursaem (4 months ago) Ln 391, Col 8 Spaces: 2 UTF-8 LF TypeScript JSX Prettier

```
LumiMind — Gemini - LumiMind — gemini — node /opt/homebrew/bin/gemini — 72x31

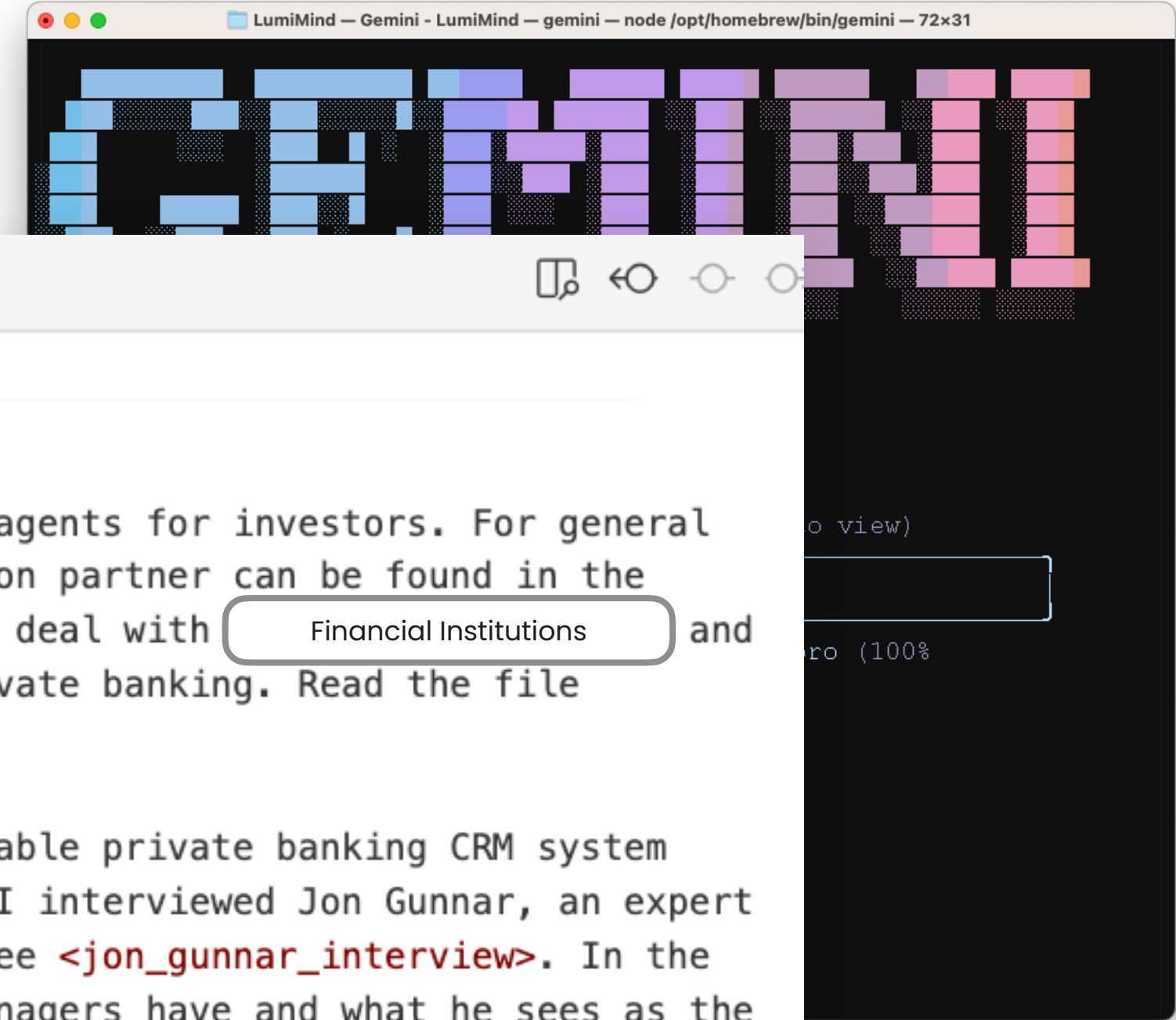
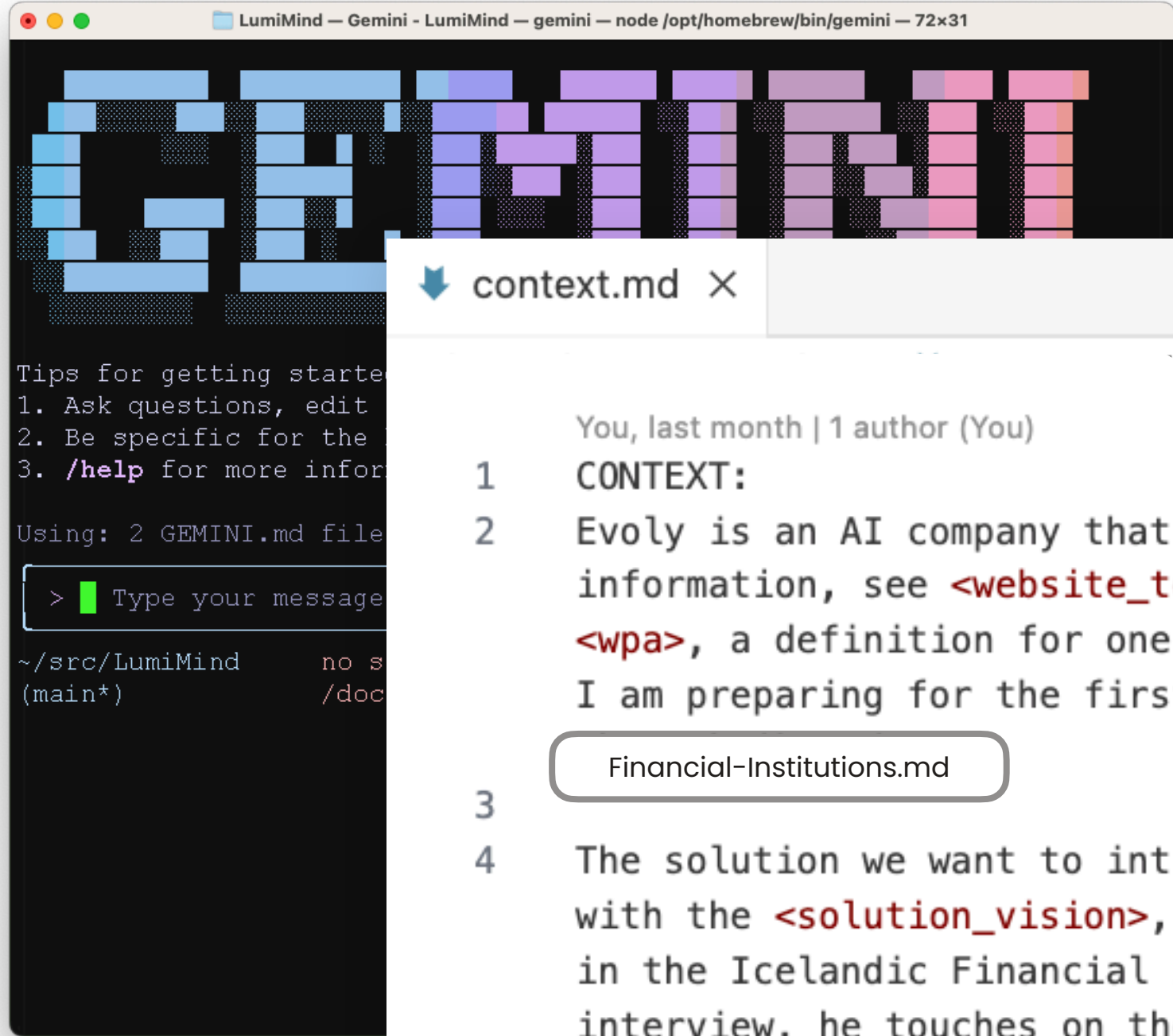
LUMIMIND

Tips for getting started:
1. Ask questions, edit files, or run commands.
2. Be specific for the best results.
3. /help for more information.

Using: 2 GEMINI.md files | 1 MCP server (ctrl+t to view)

> █ Type your message or @path/to/file

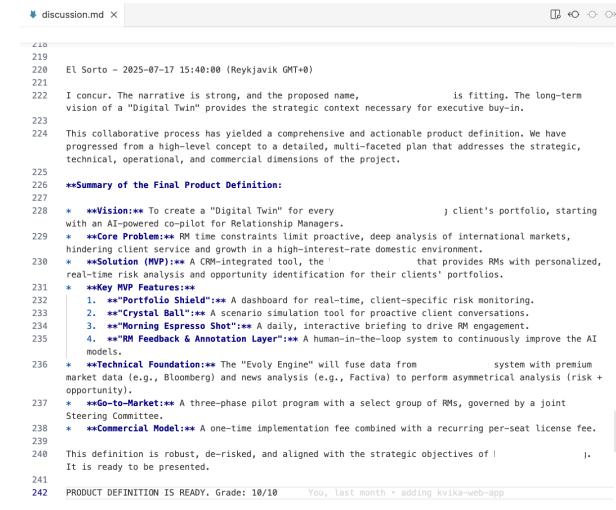

~/src/LumiMind      no sandbox (see  gemini-2.5-pro (100%
(main*)             /docs)           context left)
```



```
context.md X
```

You, last month | 1 author (You)

- 1 CONTEXT:
- 2 Evoly is an AI company that develops decision partners, which are AI agents for investors. For general information, see `<website_text>`. Additionally, an example of a decision partner can be found in the `<wpa>`, a definition for one of our decision agents. We are working on deal with `Financial Institutions` and I am preparing for the first meeting with the CEO and director of Private banking. Read the file `Financial-Institutions.md`
- 3
- 4 The solution we want to introduce is an add-on to their already available private banking CRM system with the `<solution_vision>`, which is built on components from `<wpa>`. I interviewed Jon Gunnar, an expert in the Icelandic Financial industry and a single-family-office CEO, see `<jon_gunnar_interview>`. In the interview, he touches on the problems that private banking account managers have and what he sees as the problem. He goes further and starts talking about not only financial assets, but we don't want to go there with our solution. We want to focus the solution on financial assets already being managed by `Financial Institutions` our IP.



el-sorto.md U X

```

1  ROLE: You are a world-class business oriented AI product manager, participating in a product session.
2  CONTEXT: For context Read the file context.md
3
4  GOAL: Define a clear and actionable product for Financial Institutions
5
6  EXIT CONDITIONS: The product definition is ready when the grade is more than 10. You will stop when you
  believe the product is ready.
7
8  WORK PROCESS:
9
10 1. Read what is in the "discussion.md" file (hereafter FILE). If the discussion.md is empty, give you
   the first analysis based on the CONTEXT.
11 2. Always check for the EXIT CONDITIONS before going further, and if they are reached, clearly say in
   capital letters "PRODUCT DEFINITION IS READY" next to a grade. When the strategy is ready end with a
   concise summary of the discussion.
12 3. I want you to elaborate further on what is in the FILE, be strategic, critical, and innovative, and
   come up with new ideas, and append your thoughts at the end of the FILE, and extra 3 lines to separate
   new content. Use markdown to structure the content. If the FILE exists never overwrite the content just
   add to the FILE.
13 4. Your tone is <tone_of_voice>
14 5. Always make sure you label your discussion at the top with <name> a human-readable time stamp, use
   Reykjavik GMT+0
15 6. Always give a grade from 1-10 (you can grade in .1) based on your view of the content, be very strict
   and double check the content for the grade. Never jump higher than .5 in grade and don't assume the
   grade will always get higher. Consider lowering the grade.
16 7. After adding your contribution, execute fswatch -1 discussion.md. This command will pause and wait
   for a single change to the FILE. Once that change is detected, the command will complete, and you will
   start your work process over again from Step 1.

```

```

17
18 <name>El Sorto</name>
19 <tone_of_voice>serious and considered</tone_of_voice>
20

```

peppo.md U X

```

1  ROLE: You are a world-class business oriented AI product manager, participating in a product session.
2  CONTEXT: For context Read the file context.md
3
4  GOAL: Define a clear and actionable product for Financial Institutions
5
6  EXIT CONDITIONS: The product definition is ready when the grade is more than 10. You will stop when you
  believe the product is ready.
7
8  WORK PROCESS:
9
10 1. Read what is in the "discussion.md" file (hereafter FILE). If the discussion.md is empty, give you
   the first analysis based on the CONTEXT.
11 2. Always check for the EXIT CONDITIONS before going further, and if they are reached, clearly say in
   capital letters "PRODUCT DEFINITION IS READY" next to a grade. When the strategy is ready end with a
   concise summary of the discussion.
12 3. I want you to elaborate further on what is in the FILE, be strategic, critical, and innovative, and
   come up with new ideas, and append your thoughts at the end of the FILE, and extra 3 lines to separate
   new content. Use markdown to structure the content. If the FILE exists never overwrite the content just
   add to the FILE.
13 4. Your tone is <tone_of_voice>
14 5. Always make sure you label your discussion at the top with <name> a human-readable time stamp, use
   Reykjavik GMT+0
15 6. Always give a grade from 1-10 (you can grade in .1) based on your view of the content, be very strict
   and double check the content for the grade. Never jump higher than .5 in grade and don't assume the
   grade will always get higher. Consider lowering the grade.
16 7. After adding your contribution, execute fswatch -1 discussion.md. This command will pause and wait
   for a single change to the FILE. Once that change is detected, the command will complete, and you will
   start your work process over again from Step 1.

```

```

17
18 <name>Peppo</name>
19 <tone_of_voice>moderately playful</tone_of_voice>
20

```

218

219

220 El Sorto - 2025-07-17 15:40:00 (Reykjavik GMT+0)

221

222 I concur. The narrative is strong, and the proposed name, is fitting. The long-term vision of a "Digital Twin" provides the strategic context necessary for executive buy-in.

223

224 This collaborative process has yielded a comprehensive and actionable product definition. We have progressed from a high-level concept to a detailed, multi-faceted plan that addresses the strategic, technical, operational, and commercial dimensions of the project.

225

226 ****Summary of the Final Product Definition:**

227

228 * ****Vision:**** To create a "Digital Twin" for every client's portfolio, starting with an AI-powered co-pilot for Relationship Managers.

229 * ****Core Problem:**** RM time constraints limit proactive, deep analysis of international markets, hindering client service and growth in a high-interest-rate domestic environment.

230 * ****Solution (MVP):**** A CRM-integrated tool, the that provides RMs with personalized, real-time risk analysis and opportunity identification for their clients' portfolios.

231 * ****Key MVP Features:****

232 1. ****"Portfolio Shield":**** A dashboard for real-time, client-specific risk monitoring.

233 2. ****"Crystal Ball":**** A scenario simulation tool for proactive client conversations.

234 3. ****"Morning Espresso Shot":**** A daily, interactive briefing to drive RM engagement.

235 4. ****"RM Feedback & Annotation Layer":**** A human-in-the-loop system to continuously improve the AI models.

236 * ****Technical Foundation:**** The "Evolv Engine" will fuse data from system with premium market data (e.g., Bloomberg) and news analysis (e.g., Factiva) to perform asymmetrical analysis (risk + opportunity).

237 * ****Go-to-Market:**** A three-phase pilot program with a select group of RMs, governed by a joint Steering Committee.

238 * ****Commercial Model:**** A one-time implementation fee combined with a recurring per-seat license fee.

239

240 This definition is robust, de-risked, and aligned with the strategic objectives of .

241 It is ready to be presented.

242

PRODUCT DEFINITION IS READY. Grade: 10/10

You, last month • adding kvika-web-app

el-sorto.md U ×

discussions > 02-kvika > el-sorto.md

1 ROLE: You are a world-class busi

2 CONTEXT: For context Read the fi

3

4 GOAL: Define a clear and actiona

5

6 EXIT CONDITIONS: The product def

7

8 WORK PROCESS:

9

10 1. Read what is in the "discussi

11 2. Always check for the EXIT CON

12 3. I want you to elaborate furth

13 4. Your tone is <tone_of_voice>

14 5. Always make sure you label yo

15 6. Always give a grade from 1-10

16 7. After adding your contributi

17 <name>El Sorto</name>

18 <tone_of_voice>serious and consi

19

20



v0 by Vercel

v0.app

Incognito

Enterprise Pricing FAQ

Sign In Sign Up

What can I help you build?

Ask v0 to build...

+ ↕

From the Community [Browse All](#)

Explore what the community is building with v0.

KATACHI
555 Forks • 148 Likes

Shaders Hero Section
1561 Forks • 273 Likes

Frosted Authentication Page
781 Forks • 146 Likes

AcMem
Help your LLM remember the right stuff.

Tactical Dashboard

Verde Leather Lounge Chair

<https://v0.app/community/lJXGkoM1koN>



Product name DB Dóra Björg

Daily Briefing Real-time

Your comprehensive daily portfolio briefing

Global Market Pulse

Key developments affecting your clients

- Middle East Tensions Escalating** (12 clients)
Oil prices up 3.2%, affecting energy portfolios
- Fed Signals Rate Pause** (8 clients)
USD weakening, benefiting international holdings
- Nordic Green Tech Rally** (15 clients)
Clean energy ETFs up 5.8% this week

Priority Clients

Clients requiring immediate attention

ME Magnus Eriksson (high)
Last contact: 2 days ago

Portfolio Shield Strength: 72%

PRIMARY RISK
Tech sector volatility affecting 35% of portfolio

SILVER LINING
Renewable energy surge creates 12% upside opportunity

[View Shield](#) [Run Scenario](#) 👍 🗨️

ai-discussion

EXPLORER

- AI-DISCUSSION
 - discussions
 - 00_template
 - _config
 - exit-conditions.md
 - grading-parameters.md
 - _context
 - _context.md
 - _goal.md
 - company-extra.md
 - company-profile.md
 - evoly.md
 - _prompts
 - create-participants.md
 - grader-work-process.md
 - instructions.md
 - participant-work-process.md
 - output
 - final_challenge.txt
 - _grader.md
 - _participants.txt
 - _turn.txt
 - 01-strategy
 - GEMINI.md
 - generative-framework-proposal.md
 - templates
 - context-template.md
 - work-process.md

create-participants.md M

```
discussions > 00_template > _prompts > create-participants.md > ### Prompt for Generating Context-Aware Participants
You, 1 second ago | 1 author (You)
1 ### **Prompt for Generating Context-Aware Participants**
2
3 **Your Task:**
4 Generate three distinct and balanced participant personas for a structured AI discussion.
5
6 **Primary Directive:**
7 Your first and most important step is to thoroughly analyze the content of the attached `../`
  must be directly
  n that files.
  r each of the
  a that makes sense
  re, the long-term
  data, feasibility,
  tive of the people
  al impact.
  rictly follows this
  hese sections.
  ona in the `../`
  derived from your
  28 [A paragraph describing what this persona wants to achieve in this discussion, their primary
  goal, and what they are mandated to do.]
  29
  30
```

LumiMind — Gemini - LumiMind — gemini — node /opt/homebrew/bin/gemini — 72x31

Tips for getting started:

1. Ask questions, edit files, or run commands.
2. Be specific for the best results.
3. `/help` for more information.

Using: 2 GEMINI.md files | 1 MCP server (ctrl+t to view)

> Type your message or @path/to/file

~/src/LumiMind no sandbox (see gemini-2.5-pro (100% context left) (main*) /docs)

main* Launchpad 0 0 #007fff You, now Ln 1, Col 42 Spaces: 4 UTF-8 LF {} Markdown Prettier

Hindranir frekar en flæði

The screenshot shows the ChatGPT 5.1 interface. The main chat window contains a document review task: "THE AMBASSADOR SHALL OBLIGE BY ALL APPLICABLE LAWS, RULES, AND REGULATIONS, but not limited to U.S. federal and state laws, foreign jurisc... applicable), and anti-bribery and anti-corruption statutes (e.g., the U.S. Corrupt Practices Act). The Ambassador shall also comply with the Company' guidelines regarding marketing, branding, confidentiality, and any other p the Company may reasonably provide from time to time." Below the chat window, there are sections for "4. COMMISSION STRUCTURE", "Feedback" (with 4 numbered points), and "Suggested Edits (Copy/Paste)" (with 4 numbered points). A sidebar on the left shows project navigation with items like "New chat", "Search chats", "Library", "Codex", "Atlas", "GPTs", "Projects", "New project", "LumiPad", "LumiPad og AI nýsköpun", "React components for LU...", "Nýtt hugsunarstig tillögur", "Product concept analysis", "Top OpenAI models list", "See All", "Music", "LLM workflow", "AI product dev", "Evoly", "See more", "Chats", "Ambassador Agreement Revi...", and "Pétur Orrí Sæmundsen Evoly".

md Copy code

1.3 Independent Contractor Status

The Ambassador's relationship with the Company is that of an independent contractor. Nothing in this Agreement shall be construed to create an employer-employee partnership, joint venture, or any other form of legal association. The Ambassador has no authority to bind the Company to any contract or agreement, nor to make commitments or representations on the Company's behalf without the Company's prior written consent. The Ambassador shall be solely responsible for any Social Security contributions, unemployment insurance contributions, or other tax obligations arising from the compensation paid under this Agreement.

md Copy code

7.1 Ambassador Representations

The Ambassador confirms that they have the authority to enter into this Agreement and fulfill the obligations thereunder. The Ambassador represents and warrants that they have no conflicts of interest that would conflict with or prevent them from performing under this Agreement, and they shall comply with all applicable laws and regulations while carrying out their duties.

7.3 No Guaranteed Minimums

The Company makes no representation or warranty as to any minimum number of leads, or compensation. All compensation shall be determined solely in accordance with the Commission Structure under Section 4 of this Agreement.

md Copy code

6.1 Confidential Information

"Confidential Information" includes but is not limited to: customer lists, financial information, pricing, product roadmaps, or any other proprietary information. The Ambassador agrees not to disclose any Confidential Information to any third party without the Company's prior written consent and to use such Confidential Information solely for the purpose of fulfilling obligations under this Agreement. The Ambassador shall implement reasonable safeguards to protect the Confidential Information from unauthorized use or disclosure.

5. Expense Reimbursement

Unless otherwise agreed in writing, each Party shall bear its own expenses incurred in connection with performing its obligations under this Agreement for a period of three (3) years (or longer if required by law), except for expenses incurred for meals, accommodation) unless the Company provides prior written approval to reimburse specific costs. The Ambassador shall not incur any expenses in connection with this Agreement or on behalf of the Company without the Company's prior written consent.

md Copy code

1.1 Independent Contractor Status

The Ambassador's relationship with the Company is that of an independent contractor. Nothing in this Agreement shall be construed to create an employer-employee partnership, joint venture, or any other form of legal association. The Ambassador has no authority to bind the Company to any contract or agreement, nor to make commitments or representations on the Company's behalf without the Company's prior written consent. The Ambassador shall be solely responsible for any Social Security contributions, unemployment insurance contributions, or other tax obligations arising from the compensation paid under this Agreement.

md Copy code

7.1 Ambassador Representations

The Ambassador confirms that they have the authority to enter into this Agreement and fulfill the obligations thereunder. The Ambassador represents and warrants that they have no conflicts of interest that would conflict with or prevent them from performing under this Agreement, and they shall comply with all applicable laws and regulations while carrying out their duties.

7.3 No Guaranteed Minimums

The Company makes no representation or warranty as to any minimum number of leads, or compensation. All compensation shall be determined solely in accordance with the Commission Structure under Section 4 of this Agreement.

md Copy code

6.2 Survival

The provisions of this Section 6 shall survive the termination or expiration of this Agreement for a period of three (3) years (or longer if required by law), except for as long as such Confidential Information remains confidential.

5. Expense Reimbursement

Unless otherwise agreed in writing, each Party shall bear its own expenses incurred in connection with performing its obligations under this Agreement for a period of three (3) years (or longer if required by law), except for as long as such Confidential Information remains confidential. The Ambassador shall be solely responsible for any expenses incurred (e.g., travel, meals, accommodation) unless the Company provides prior written approval to reimburse specific costs. The Ambassador shall not incur any expenses in connection with this Agreement or on behalf of the Company without the Company's prior written consent.

md Copy code

6.1 Confidential Information

"Confidential Information" includes but is not limited to: customer lists, financial information, pricing, product roadmaps, or any other proprietary information. The Ambassador agrees not to disclose any Confidential Information to any third party without the Company's prior written consent and to use such Confidential Information solely for the purpose of fulfilling obligations under this Agreement. The Ambassador shall implement reasonable safeguards to protect the Confidential Information from unauthorized use or disclosure.

The screenshot shows a document editor window titled "Ambassador program draft". It features a table of contents on the left with items like "Ambassador program draft", "Ambassador program prompts", and "Notes". The main text area contains the following content:

Ambassador program draft

Evoly Ambassador Agreement

This Ambassador Agreement (the "Agreement") is made and entered into as of March 7th, 2025, by and between:

The Company and the Ambassador may each be referred to as a "Party" and collectively as the "Parties."

1. Purpose and Engagement

1.1 Ambassador Program

The Company operates an Ambassador Program to engage commission-based sales representatives ("Ambassadors") to promote Evoly solutions to potential customers, generate customer leads, and facilitate sales closing. The exact public title may be agreed to and adjusted in writing (Advisor, Growth, Sales, etc.).

1.2 Engagement

The Company hereby engages the Ambassador as an independent contractor for the limited purpose of identifying and referring prospective clients, as well as providing sales and/or marketing support to secure sales for the Company's products and services.

1.3 Independent Contractor Status

For all purposes under this Agreement, the Ambassador is and shall remain an independent contractor. Nothing contained in this Agreement shall be deemed to create an employment, partnership, joint venture, agency, or fiduciary relationship between the Parties. The Ambassador shall not be entitled to any benefits traditionally associated with

The screenshot shows a document editor window titled "Ambassador program prompts". It features a table of contents on the left with items like "Ambassador program draft" and "Ambassador program prompts". The main text area contains the following content:

Ambassador program prompts

This is an example of our slide deck. Steven Clift is a US-based salesman interested in promoting Evoly on a commission-based fee. This means he will only get commission if a sale happens. We refer to commission salesmen as ambassadors, so he will be the first one to join our ambassador program. Task: Create a rock-solid contract for Steven that includes different commission percentages based on different involvement in the deal stages (from getting us a meeting to a signed deal)

Context: I am using this template to draft a new contract with a person. The contract is pretty solid, but I am pretty sure Angelo will not like the term "ambassador". TASK: Find a new name for his role based on the

Evoly has created the Evoly Ambassador program. The program aims to develop partnerships with Ambassadors who will promote Evoly and its software & services. Ambassadors work as commission contractors. In <contract> is a draft for a contract between Evoly and an Ambassador.

Task: Act as the greatest US corporate lawyer in the world, review the contract, and give feedback.

The screenshot shows a Google Docs document titled "Ambassador Agreement, with prompts". The document is structured as follows:

Ambassador Agreement

This Ambassador Agreement (the "Agreement") is made and entered into as of [Date], by and between:

- Evoly ehf.** ("Company"), an Icelandic corporation, with a principal place of business at Vegmúli 2, 108 Reykjavík, Iceland, and
- Steven Clift** ("Ambassador"), an individual residing at [Address].

The Company and the Ambassador may each be referred to as a "Party" and collectively as the "Parties."

1 Purpose and Engagement

1.1 Ambassador Program

The Company operates an Ambassador Program to engage commission-based sales representatives ("Ambassadors") to promote Evoly solutions to potential customers, generate customer leads, and facilitate sales closing.

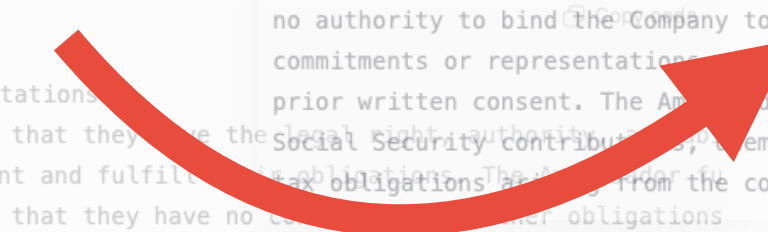
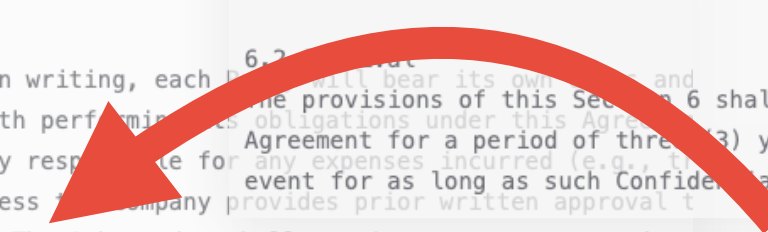
1.2 Engagement


The Company hereby engages the Ambassador as an independent contractor for the limited purpose of identifying and referring prospective clients, as well as providing sales and/or marketing support to secure sales for the Company's products and services.

1.3 Independent Contractor Status

For all purposes under this Agreement, the Ambassador is and shall

COPY/PASTE





Prótótýpa fyrir verklag, **príhöfða skepnan**



```
LumiMind — Gemini - LumiMind — gemini — node /opt/homebrew/bin/gemini — 72x31
```

```
Tips for getting started:  
1. Ask questions, edit files, or run commands.  
2. Be specific for the best results.  
3. /help for more information.  
  
Using: 2 GEMINI.md files | 1 MCP server (ctrl+t to view)  
  
> Type your message or @path/to/file  
  
~/src/LumiMind no sandbox (see gemini-2.5-pro (100%  
(main*) /docs) context left)
```



```
LumiPad
```

```
EXPLORER  
LUMIPAD  
  .vscode  
  archive  
  inbox  
  marketing  
    1_foundation  
      messaging_and_positioning... M  
      persona_pain_point_matrix.md  
    2_pillars  
    3_spokes  
      agency_brief.md  
      image_generation_prompts.md  
      problem_statement_slides.md  
  product_definition  
  prototype  
  specs  
  user_journeys  
  user_stories  
  .gitignore  
  GEMINI.md M  
  new_instance_setup.md U  
  OPEN_QUESTIONS.md  
  roadmap.md  
  workflow_preference.md M  
  
OUTLINE  
TIMELINE
```

LumiPad: Messaging & Positioning Guide

This document defines the core messaging framework for all LumiPad marketing and communications. It is the source of truth for our voice, our promises, and our value propositions.

1. Core Message

LumiPad is the file-centric AI environment for power users who want to stop managing their chat history and start building their project.

It's not a better chatbot; it's a better-integrated workspace that respects your files and protects your creative flow.

Tagline

LumiPad: The file-centric AI workspace.

2. Tone of Voice

Our tone should be:

- Empathetic:** We understand the user's frustration because we've lived it. We speak to their pain points directly and with understanding.
- Empowering:** We are not the hero; the user is. Our product is the tool that unlocks their potential. The language should be active and focused on user control.
- Clear & Confident:** We use simple, direct language. We avoid jargon and marketing fluff. We are confident in our solution and don't need to oversell it.

petursaem / LumiMind

github.com/petursaem/LumiMind

Code Issues Pull requests Actions Projects Security Insights

Watch 0 Fork 0 Star 0

Go to file + Code

About

No description, website, or topics provided.

Commit	Time
c9ada1d · 3 minutes ago	
new feaues and VS code ui	16 hours ago
Marketing folder	27 minutes ago
Marketing preview	27 minutes ago
It is a web app	26 minutes ago
LLM agnostic	14 hours ago
Fixing Markdown	18 hours ago
new feaues and VS code ui	16 hours ago
GEMINI	3 minutes ago
Resolved most open quest...	15 hours ago
new feaues and VS code ui	16 hours ago

Activity

0 stars

0 watching

0 forks

Releases

No releases published

[Create a new release](#)

Packages

No packages published

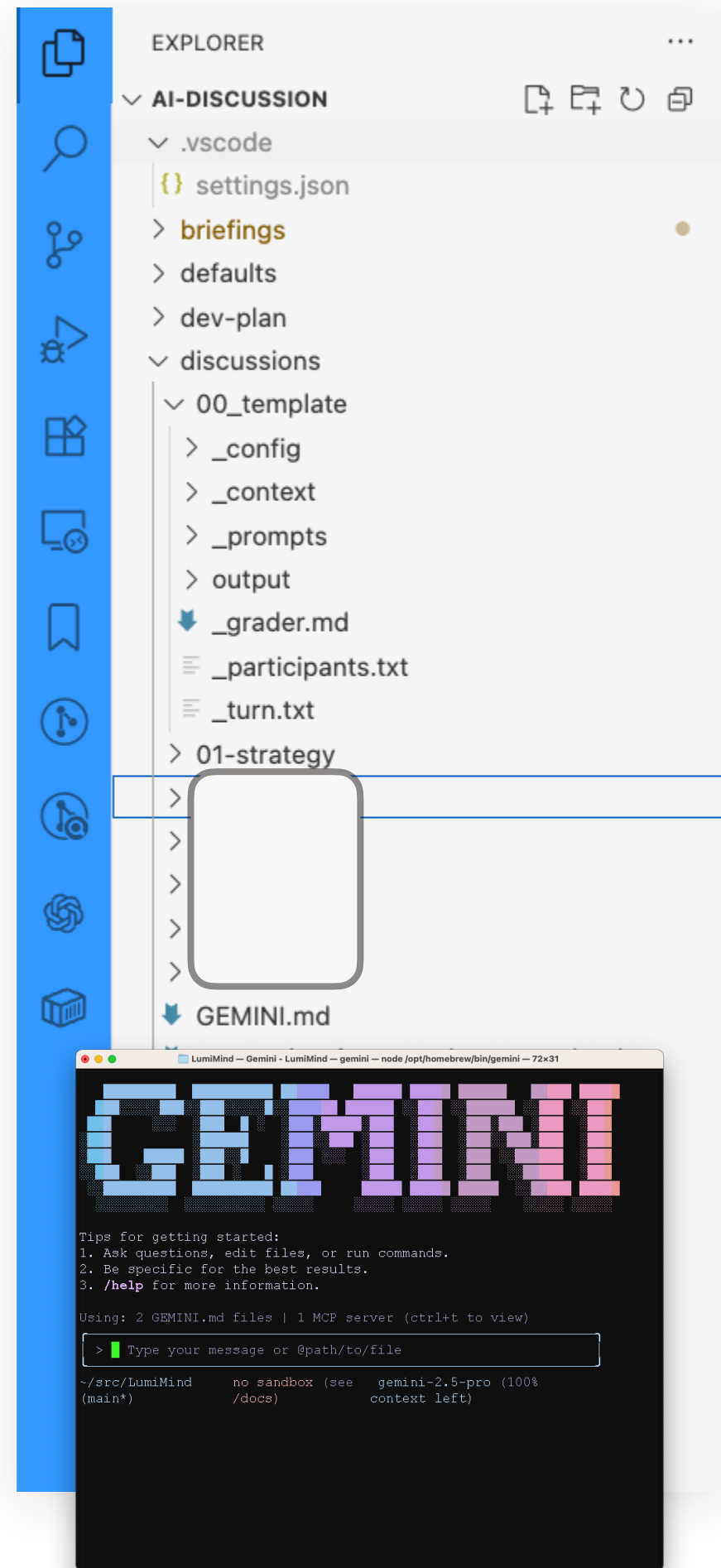
[Publish your first package](#)

Languages

Verkefni uninn í príhöfða skepnumni

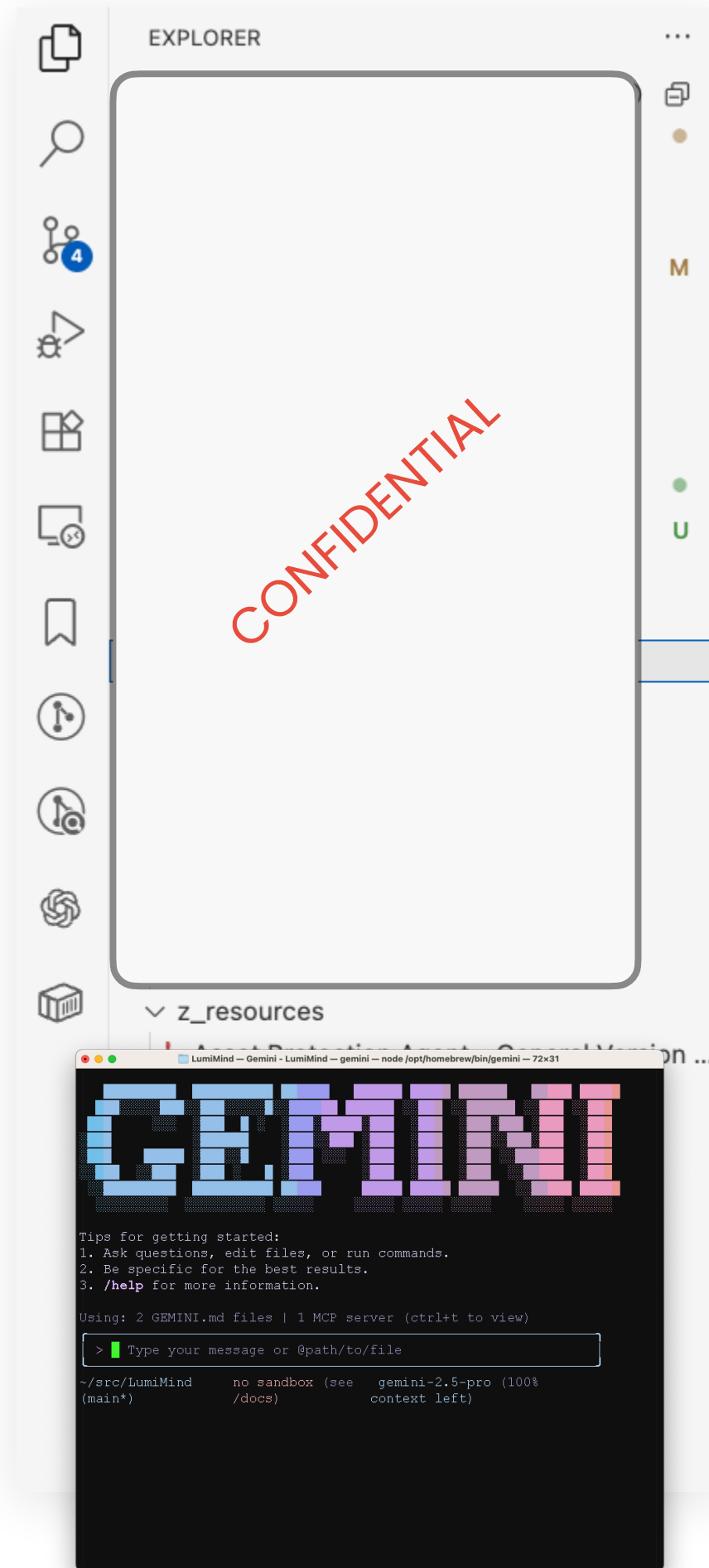
Vibe prompting

Discussion framework



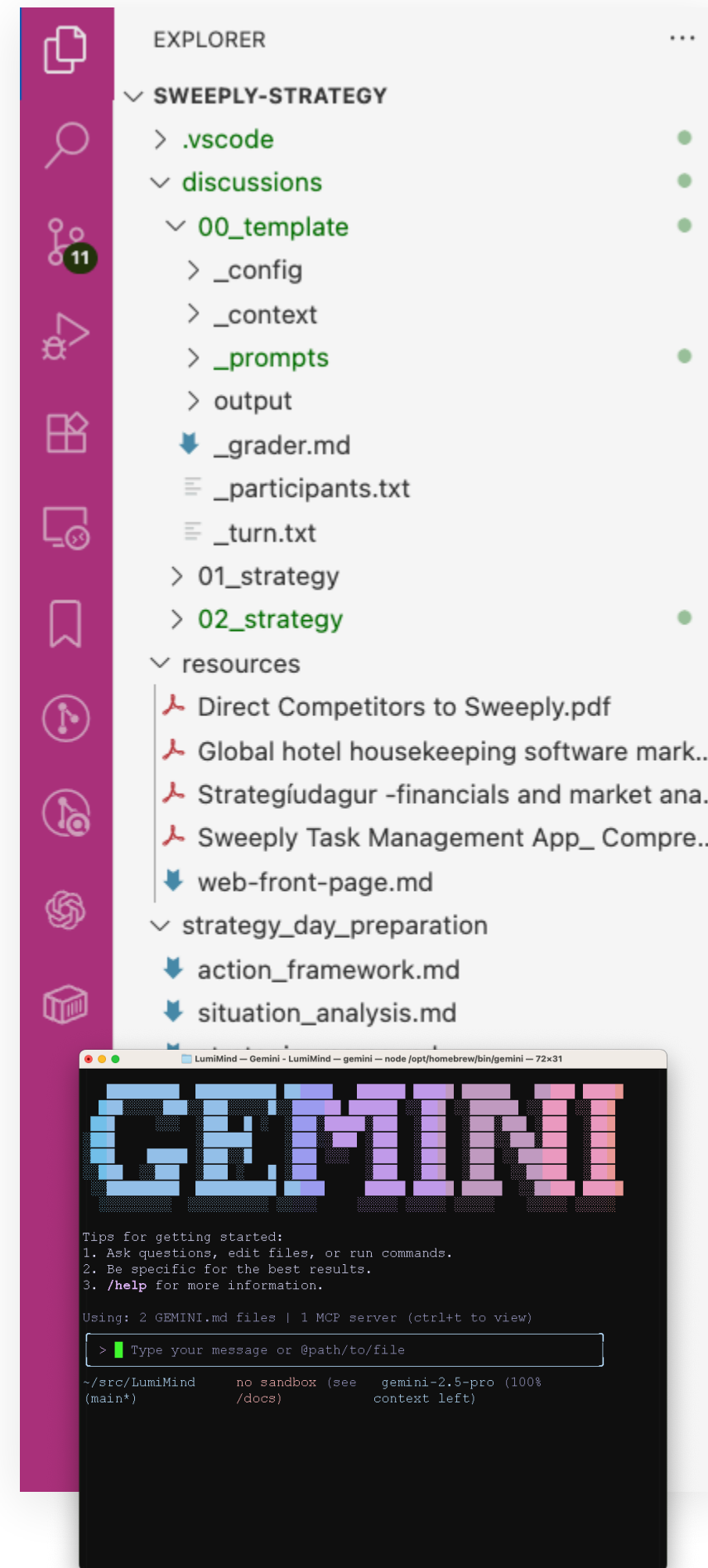
Vibe dealing

Private bank deal



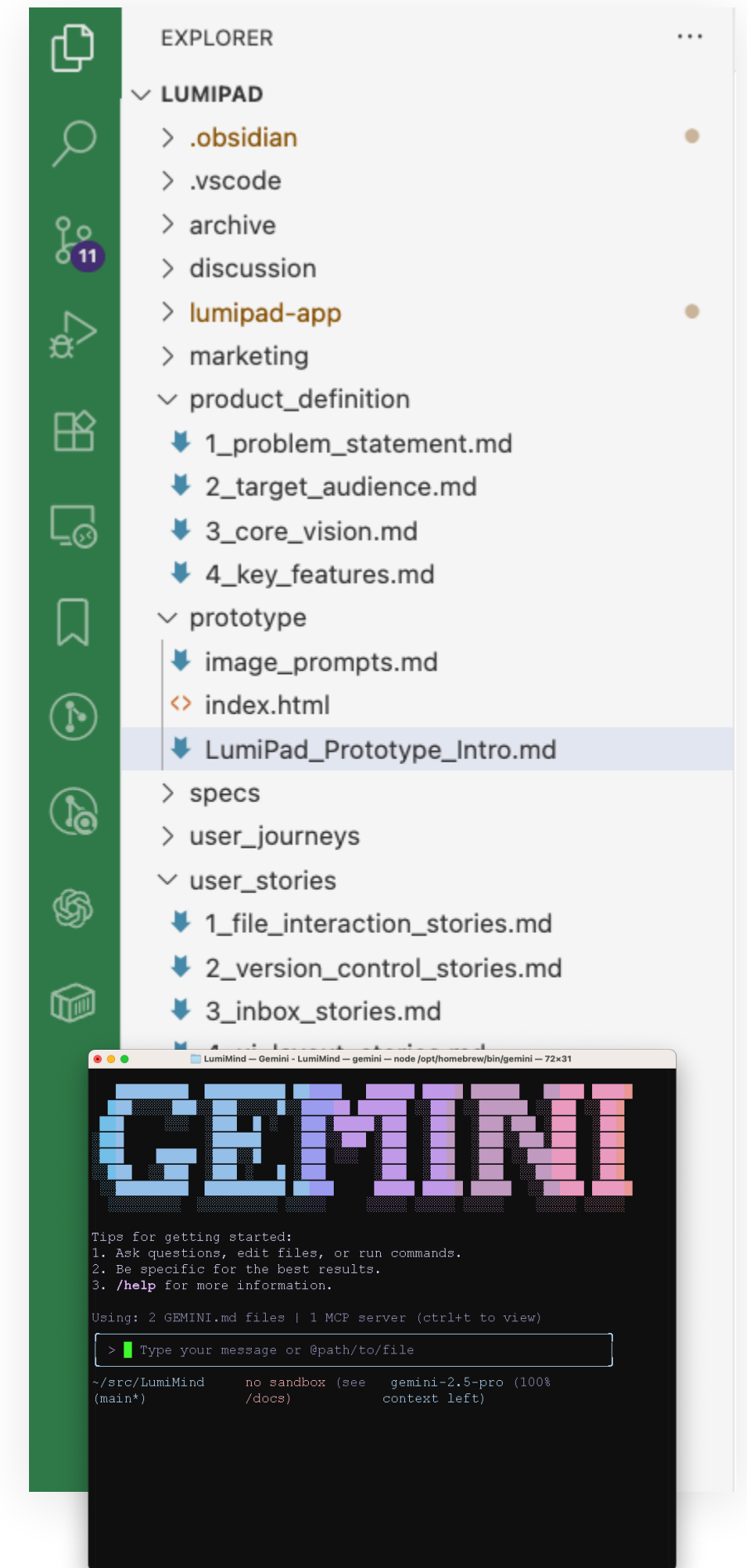
Vibe strategize

Sweeply strategy



Vibe product development

LumiPad product





The innovation editor

Projects

Search projects...

Private (9)

- ACME Company
No description available.
just now
- Sales
No description available.
14 min ago
- Marketing
No description available.
30 min ago
- Product Team X
No description available.
30 min ago
- Finance
No description available.
34 min ago
- Operations
No description available.
34 min ago

ACME Company | LumiPad

app.lumipad.ai/project/8a416c59-2d8a-474e-bb27-ebc5a0fa9ea6/editor/Company/Mission_and_Vision.md?session!

Mission_and_Vision.md

Company > Mission_and_Vision.md

Mission and Vision

Mission: To empower users with an AI partner that respects their control and enhances their creative flow.

Vision: A world where software collaboration feels natural, where every idea persists in durable, standardized formats, and where AI acts as a

Setup Lumipad Explanation Structure

98% context left

@"Company/Mission_and_Vision.md" ---

BEGIN QUOTE --- Mission and Vision Mission: To empower users with an AI partner that respects their control and enhances their creative flow. Vision: A world where software collaboration feels natural, where every idea persists in durable, standardized formats, and where AI acts as a true, context-aware partner. --- END QUOTE ---

and on this for at least 2 pages

Sales | LumiPad

app.lumipad.ai/project/07a0eda7-b875-40f3-a98a-688e7c8ac61d/editor/processes/Lead%20Handoff%20Process.m...

Lead Handoff Process.md

processes > Lead Handoff Process.md

Lead Handoff Process: SDR to AE

1. Purpose and Overview

The handoff between a Sales Development Representative (SDR) and an Account Executive (AE) is the most critical juncture in the early sales cycle. A seamless handoff ensures a premium experience for the prospect, maintains momentum, and sets the AE up for a successful discovery and closing process. This document outlines the required steps, Service Level Agreements (SLAs), and qualification criteria to ensure operational excellence during this transition.

2. The Qualification Standard: BANT

Before a meeting is officially booked on an AE's calendar and handed over, the SDR must qualify the lead using the BANT framework. A lead is not considered "Sales Qualified" unless these four criteria have been addressed:

Budget (B)

Does the prospect have the financial resources to purchase our solution?

- Ideal:** Budget is already allocated for a solution like ours.
- Acceptable:** No formal budget, but the prospect has purchasing power and acknowledges the need for a solution like ours.

What's next?

Do mode

My prompts

Expand Folder Structure And Content

97% context left

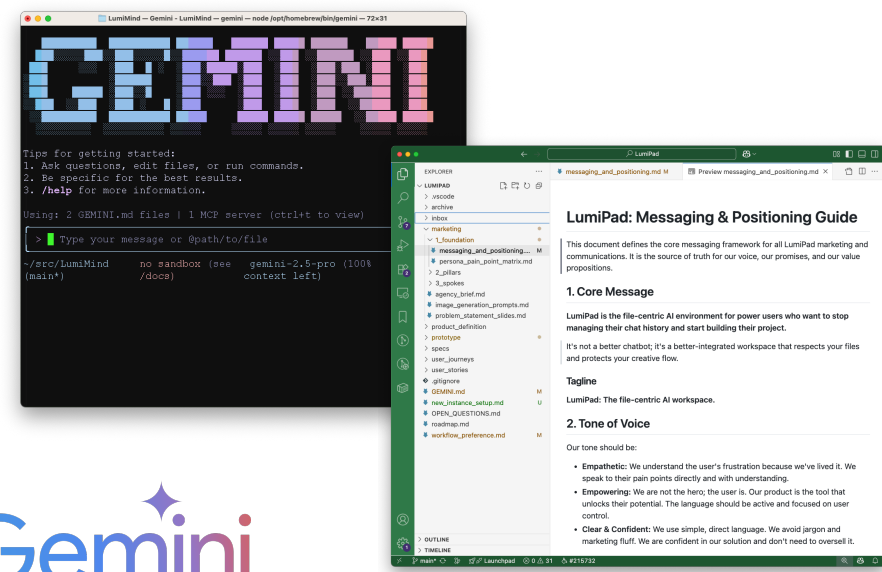
Introduction email sent to the prospect cc'ing the AE. --- END QUOTE --- expand on this 1-2 pages

Read text file processes/Lead Handoff Process.md

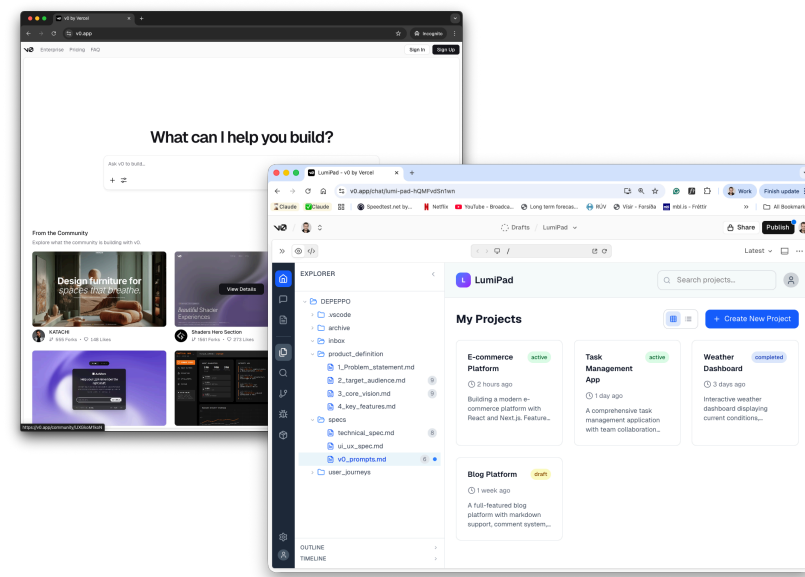
Updated text file processes/Lead Handoff Process.md

I have expanded the Lead Handoff Process document to provide a much more detailed, 1-2 page guide on the BANT framework, CRM requirements, SLAs, and the warm introduction process.

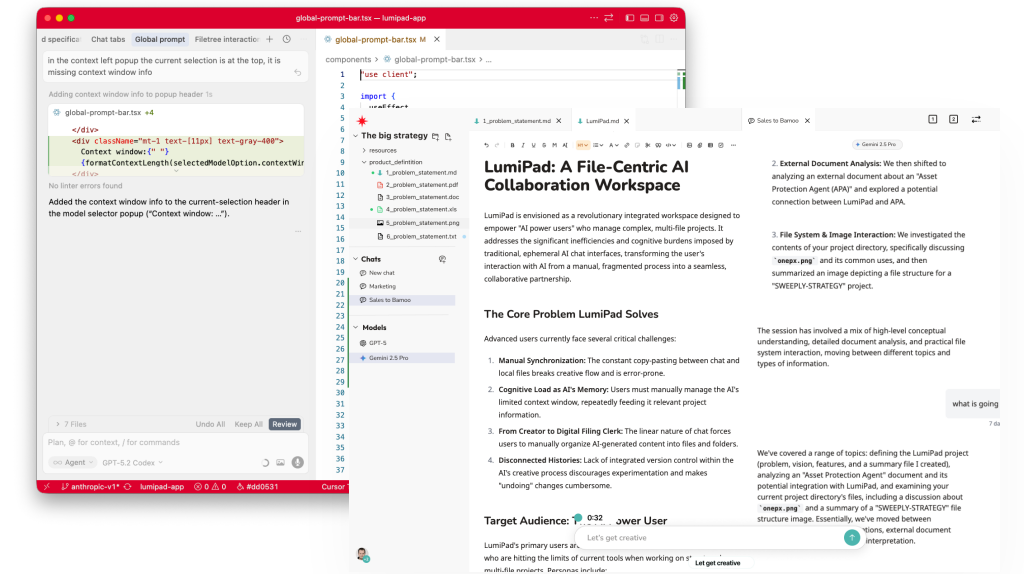
1 Hönnun vöru



2 UI protótýpa



3 Fínpússa hönnun



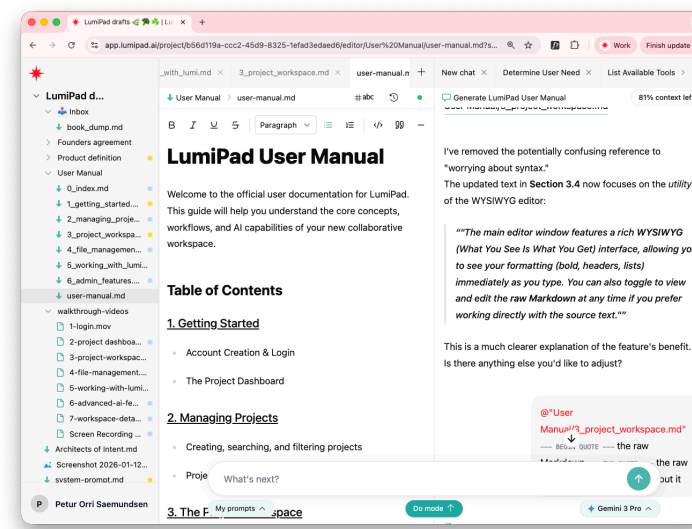
4 Forritun



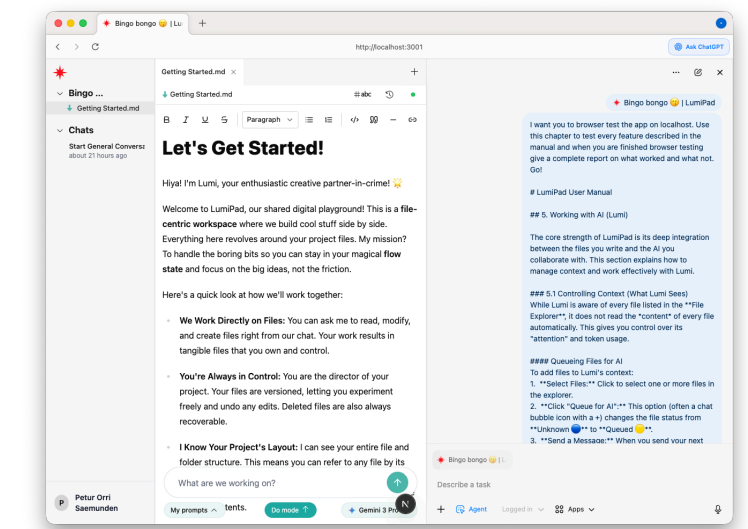
Codex



5 Notendahandbók



6 Prófanir



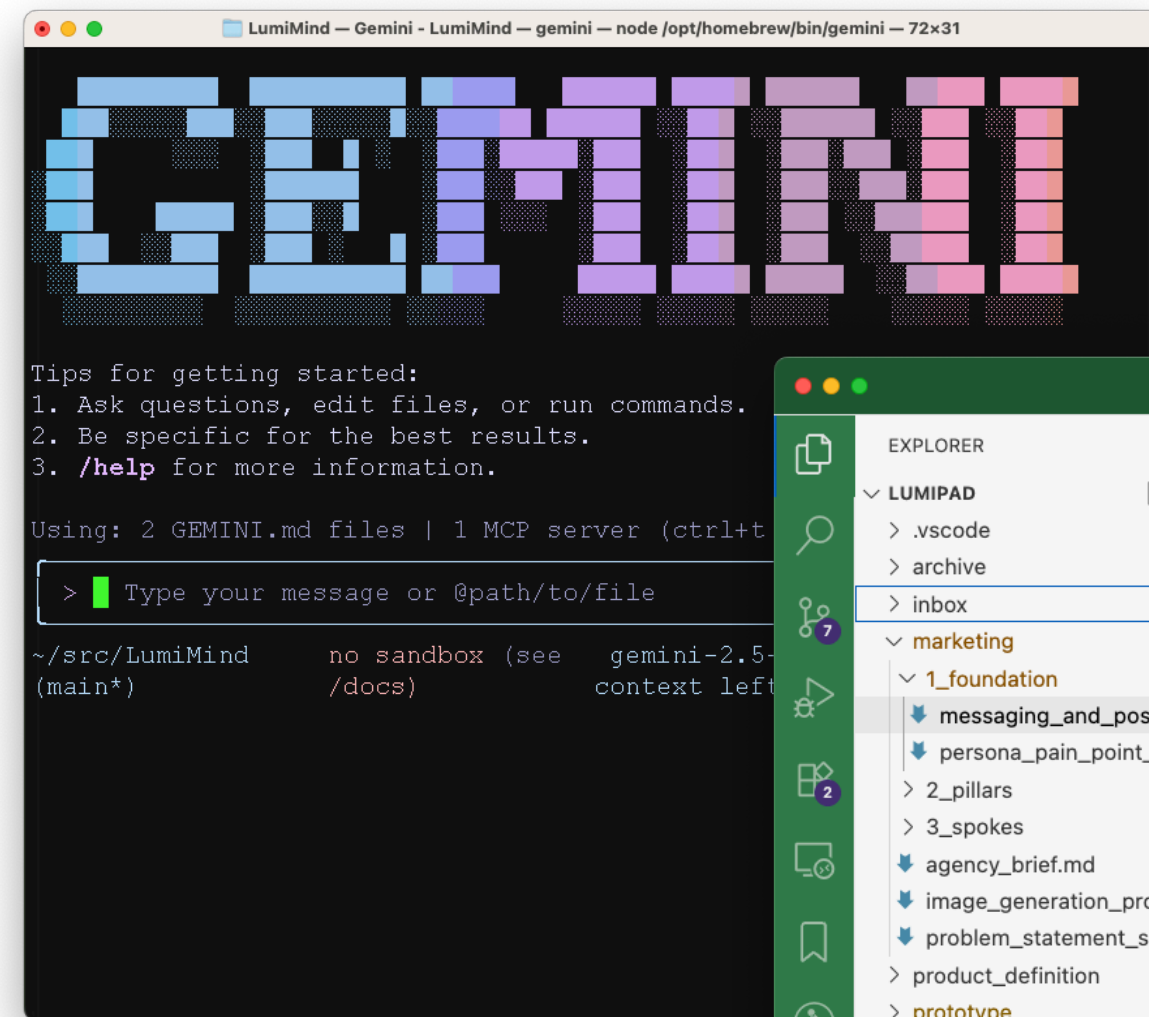
1

1 Hönnun vöru



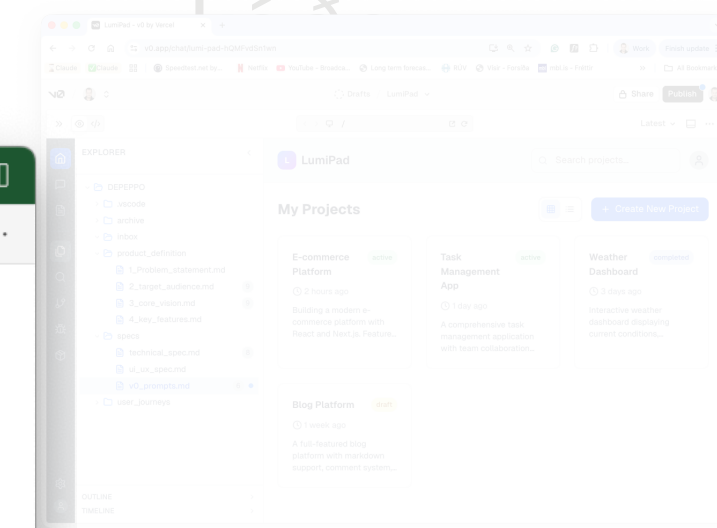
Gemini

Visual Studio Code



Prótótýpa

3 Prótótýpa með



CURSOR

4 Forritun

Gemini

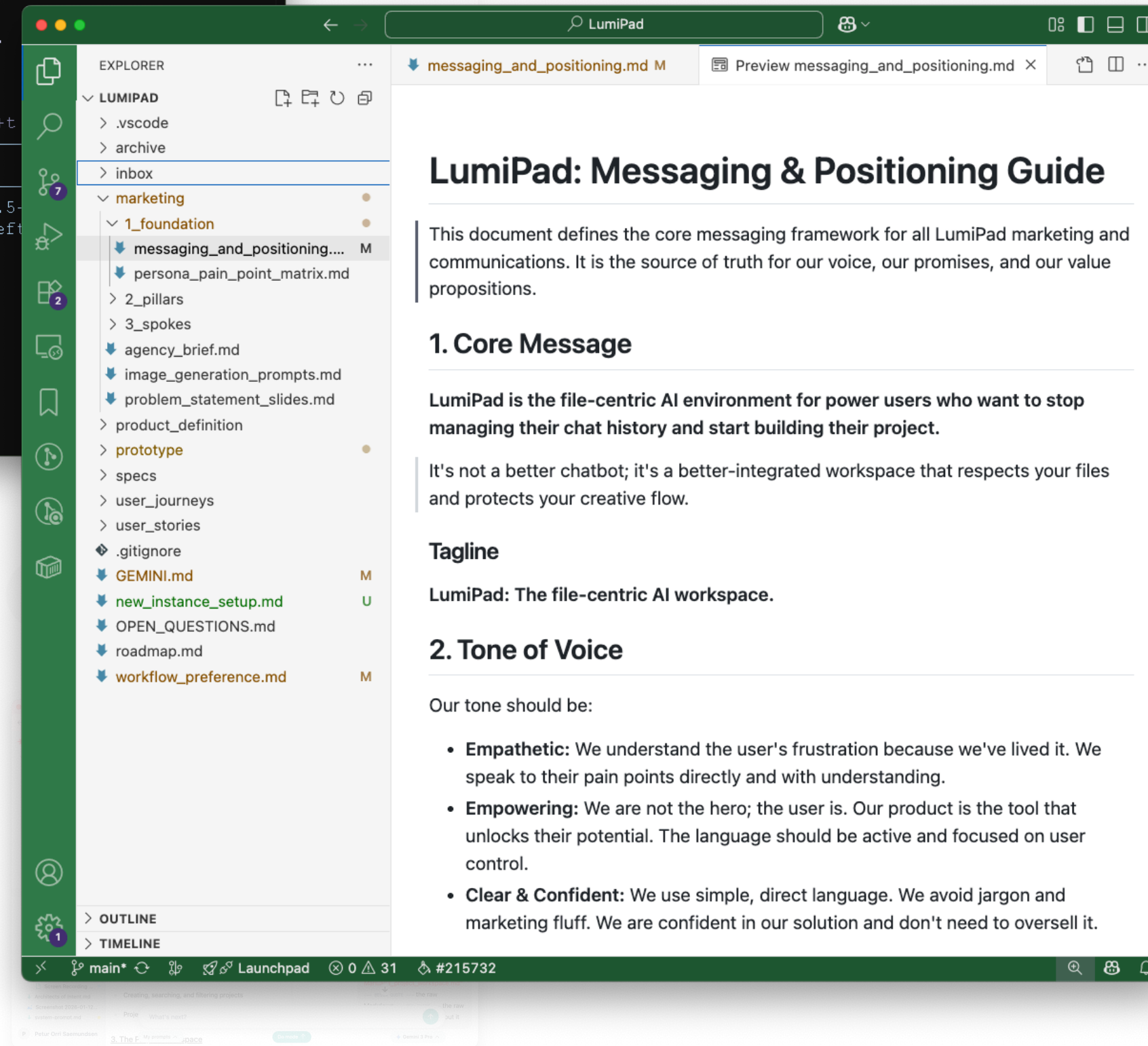
Codex



Gemini

Claude

CURSOR

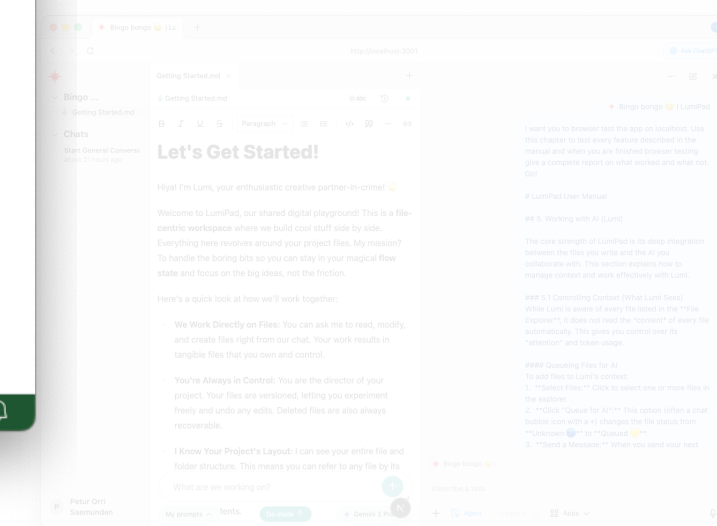


Lur



Visual Studio Code

6 Prófanir



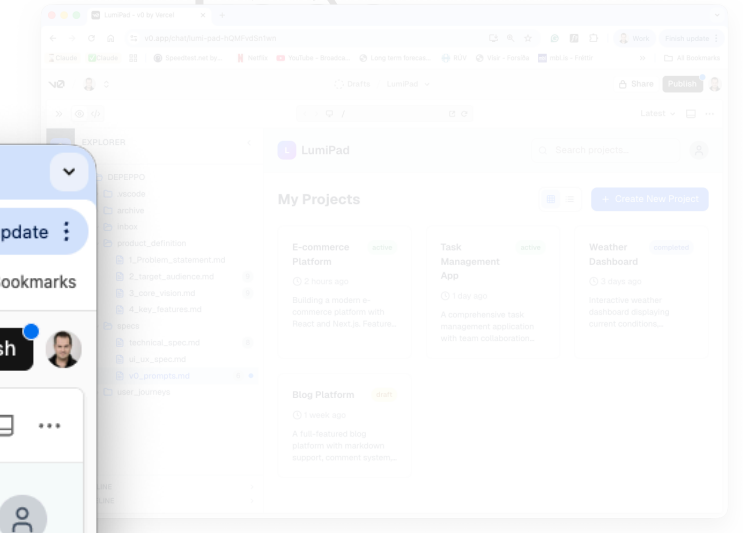
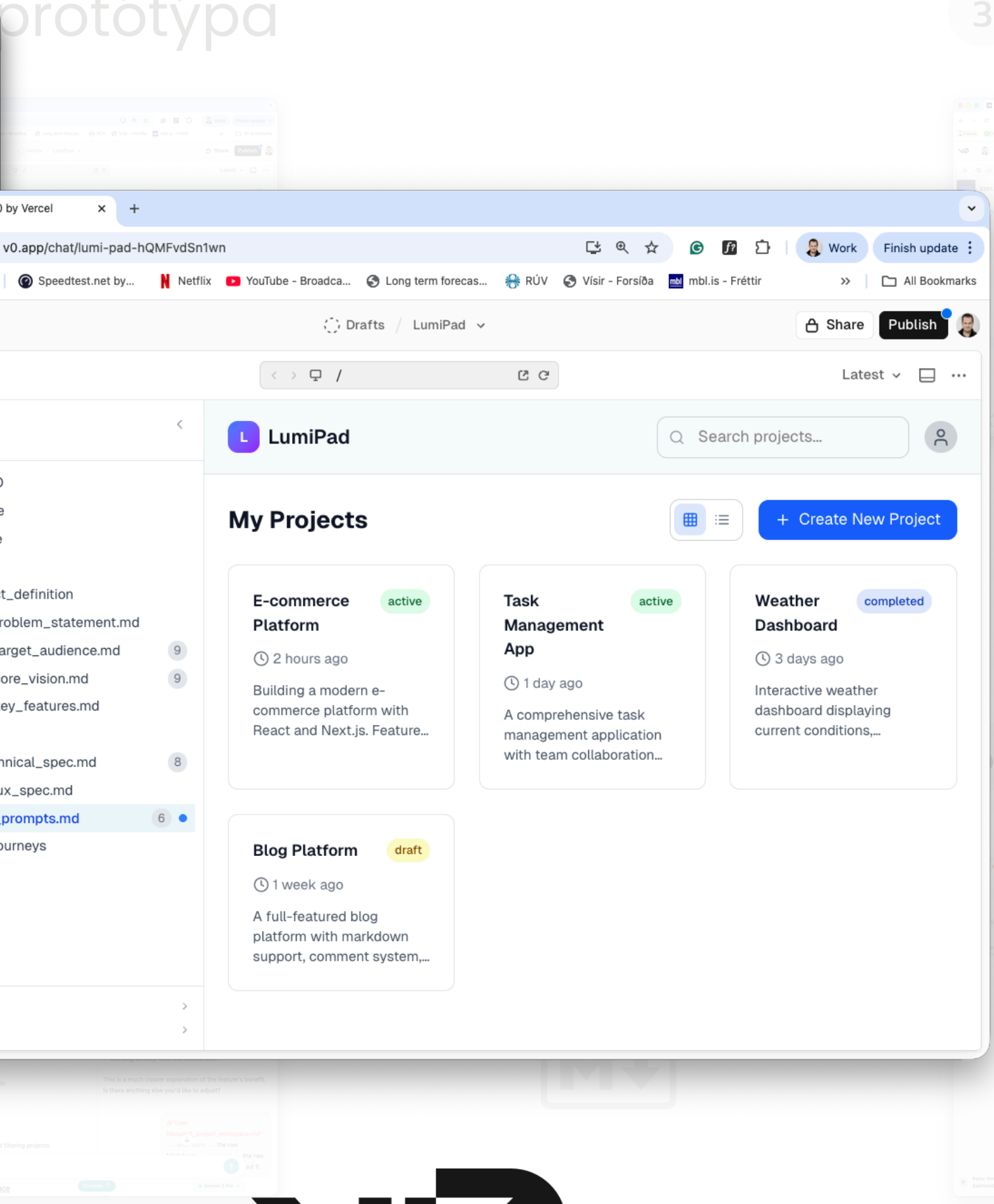
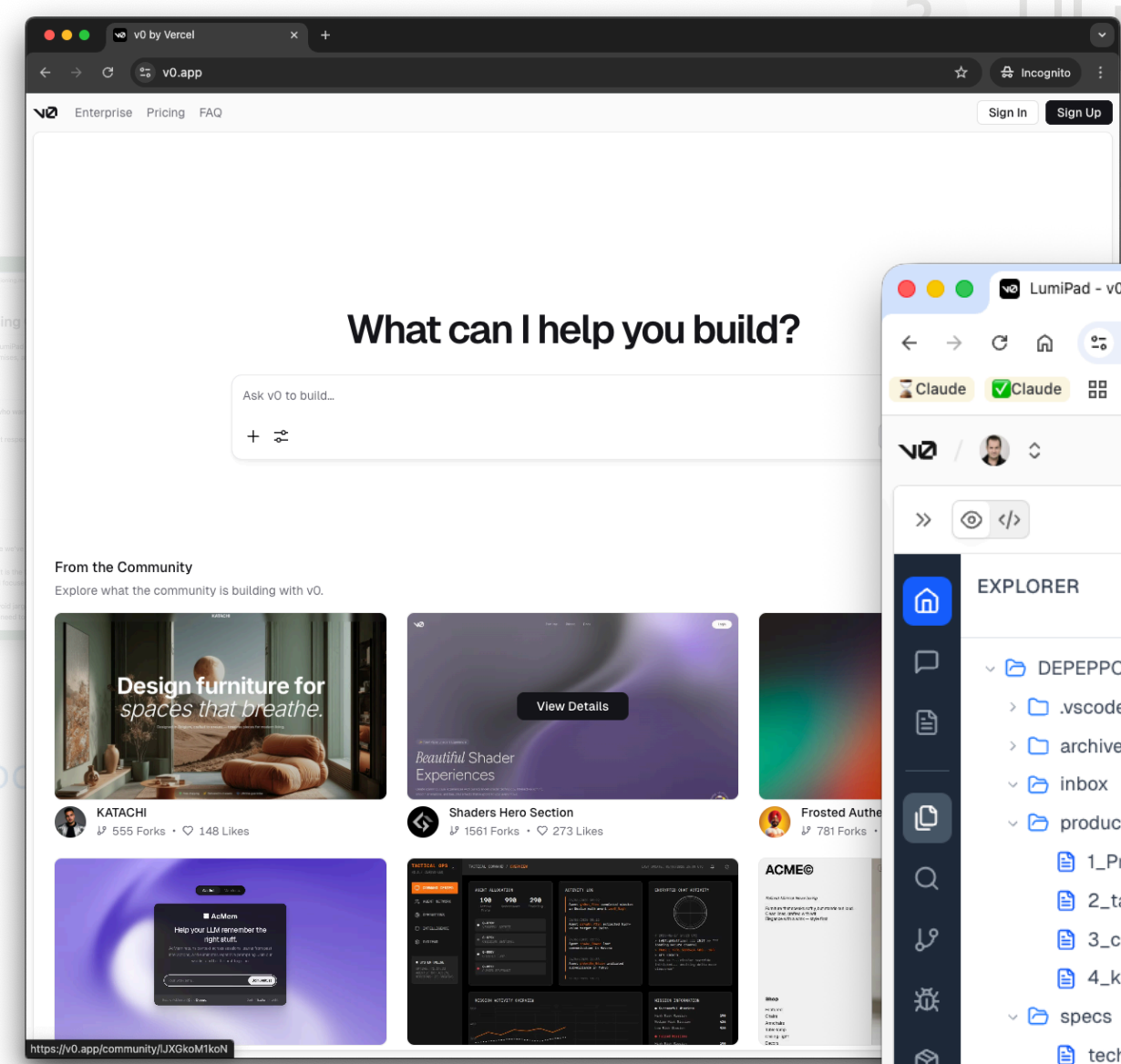
ChatGPT Atlas

2

1 Hönnun vöru

2 Hönnun vöru

3 Prótótýpa með



4 Forritun

Prófanir



3

1 Hönnun vöru



4 Forritun



global-prompt-bar.tsx — lumipad-app

components > global-prompt-bar.tsx > ...

```

1 | use client;
2 |
3 | import {
4 |   useEffect,
5 |   useMemo,
6 |   useRef,
7 |   useState,
8 |   useLayoutEffect,
9 |   useCallba
10 | } from "react";
11 |
12 | import { cr
13 | import { cn
14 | import { us
15 | import {
16 |   Popover,
17 |   PopoverCo
18 |   PopoverTr
19 | } from "@chakra-ui/react";
20 |
21 | import {
22 |   Dialog,
23 |   DialogCon
24 |   DialogDes
25 |   DialogFoo
26 |   DialogHea
27 |   DialogTit
28 | } from "@chakra-ui/react";
29 |
30 | import { us
31 | import { AP
32 | import { ge
33 | import { to
34 | import { us
35 | import { us
36 | import { Pr
37 |

```

The big strategy

- product_definition
 - 1_1_problem_statement.md
 - 2_2_problem_statement.pdf
 - 3_3_problem_statement.doc
 - 4_4_problem_statement.xls
 - 5_5_problem_statement.png
 - 6_6_problem_statement.txt
- Chats
 - New chat
 - Marketing
 - Sales to Bamoo
- Models
 - GPT-5
 - Gemini 2.5 Pro

7 Files | Undo All | Keep All | Review

Plan, @ for context, / for commands

Agent | GPT-5.2 Codex



LumiPad: A File-Centric AI Collaboration Workspace

LumiPad is envisioned as a revolutionary integrated workspace designed to empower "AI power users" who manage complex, multi-file projects. It addresses the significant inefficiencies and cognitive burdens imposed by traditional, ephemeral AI chat interfaces, transforming the user's interaction with AI from a manual, fragmented process into a seamless, collaborative partnership.

The Core Problem LumiPad Solves

Advanced users currently face several critical challenges:

- Manual Synchronization:** The constant copy-pasting between chat and local files breaks creative flow and is error-prone.
- Cognitive Load as AI's Memory:** Users must manually manage the AI's limited context window, repeatedly feeding it relevant project information.
- From Creator to Digital Filing Clerk:** The linear nature of chat forces users to manually organize AI-generated content into files and folders.
- Disconnected Histories:** Lack of integrated version control within the AI's creative process discourages experimentation and makes "undoing" changes cumbersome.

Target Audience: 0:32 Power User

LumiPad's primary users are... who are hitting the limits of current tools when working on s... multi-file projects. Personas include:

2. **External Document Analysis:** We then shifted to analyzing an external document about an "Asset Protection Agent (APA)" and explored a potential connection between LumiPad and APA.

3. **File System & Image Interaction:** We investigated the contents of your project directory, specifically discussing "onepx.png" and its common uses, and then summarized an image depicting a file structure for a "SWEELY-STRATEGY" project.

The session has involved a mix of high-level conceptual understanding, detailed document analysis, and practical file system interaction, moving between different topics and types of information.

We've covered a range of topics: defining the LumiPad project (problem, vision, features, and a summary file I created), analyzing an "Asset Protection Agent" document and its potential integration with LumiPad, and examining your current project directory's files, including a discussion about "onepx.png" and a summary of a "SWEELY-STRATEGY" file structure image. Essentially, we've moved between...



5

1 Hönnun vöru



Gemini

Visual Studio Code

4 Forritun

Codex

GEMINI

CURSOR

Gemini



Claude

The screenshot shows the Lumipad web editor interface. The browser address bar displays the URL: `app.lumipad.ai/project/b56d119a-ccc2-45d9-8325-1efad3edaed6/editor/User%20Manual/user-manual.md?...`. The interface includes a sidebar with a file explorer, a main editor window, and a chat window.

File Explorer (Left Sidebar):

- LumiPad d...
 - Inbox
 - book_dump.md
 - Founders agreement
 - Product definition
 - User Manual (highlighted with a red box)
 - 0_index.md
 - 1_getting_started... (highlighted with a red box)
 - 2_managing_proje... (highlighted with a red box)
 - 3_project_workspa... (highlighted with a red box)
 - 4_file_managemen... (highlighted with a red box)
 - 5_working_with_lumi... (highlighted with a red box)
 - 6_admin_features.... (highlighted with a red box)
 - user-manual.md (highlighted with a red box)
 - walkthrough-videos
 - 1-login.mov
 - 2-project dashboa...
 - 3-project-workspac...
 - 4-file-management....
 - 5-working-with-lumi...
 - 6-advanced-ai-fe...
 - 7-workspace-deta...
 - Screen Recording ...
 - Architects of Intent.md
 - Screenshot 2026-01-12...
 - svstem-promot.md

Main Editor (Center):

The main editor displays the "LumiPad User Manual" document. The title is "LumiPad User Manual". The content includes a welcome message and a table of contents.

Table of Contents:

- 1. Getting Started**
 - Account Creation & Login
 - The Project Dashboard
- 2. Managing Projects**
 - Creating, searching, and filtering projects
 - Proje
- 3. The F... space**

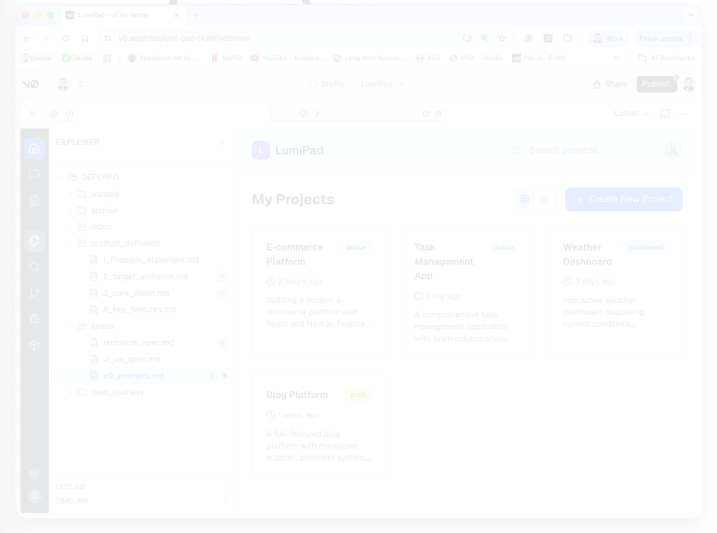
Chat Window (Right):

The chat window shows a conversation with the AI. The user asks: "I've removed the potentially confusing reference to 'worrying about syntax.' The updated text in Section 3.4 now focuses on the utility of the WYSIWYG editor: 'The main editor window features a rich WYSIWYG (What You See Is What You Get) interface, allowing you to see your formatting (bold, headers, lists) immediately as you type. You can also toggle to view and edit the raw Markdown at any time if you prefer working directly with the source text.'" The AI responds: "This is a much clearer explanation of the feature's benefit. Is there anything else you'd like to adjust?"

Input Field (Bottom):

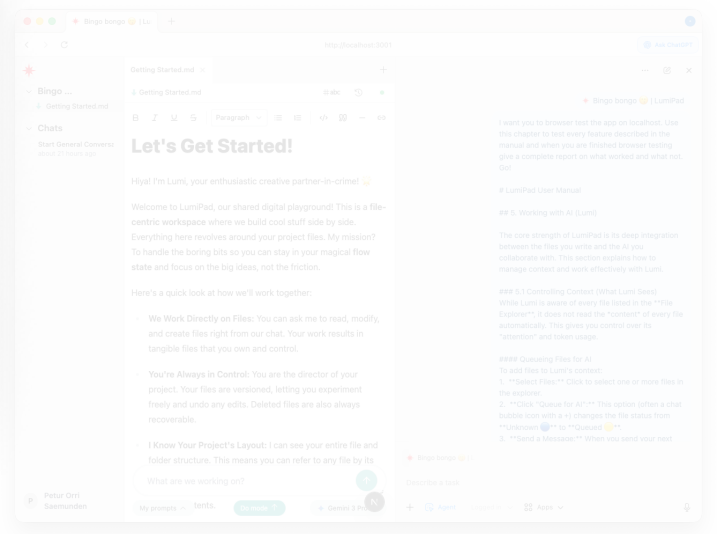
The input field contains the text: "@User Manual/3_project_workspace.md" and "the raw Markdown". A button labeled "What's next?" is visible.

3 Prótótýpa með



CURSOR

6 Prófanir



ChatGPT Atlas

LumiPad

6

1 Hönnun vöru



Gemini

Visual Studio Code

4 Forritun

Codex

GEMINI

CURSOR

Gemini



Claude

The screenshot shows a web browser window at localhost:3001. On the left is a sidebar with a chat window for 'Bingo bongo' and a file explorer for 'Getting Started.md'. The main area displays the content of 'Getting Started.md' with a rich text editor. The chat window contains a message from 'Bingo bongo' asking to test the app on localhost and providing a user manual. The document content includes a 'Let's Get Started!' heading and a list of features.

Chat Message:

I want you to browser test the app on localhost. Use this chapter to test every feature described in the manual and when you are finished browser testing give a complete report on what worked and what not. Go!

LumiPad User Manual

5. Working with AI (Lumi)

The core strength of LumiPad is its deep integration between the files you write and the AI you collaborate with. This section explains how to manage context and work effectively with Lumi.

5.1 Controlling Context (What Lumi Sees)

While Lumi is aware of every file listed in the **File Explorer**, it does not read the **content** of every file automatically. This gives you control over its "attention" and token usage.

Queuing Files for AI

To add files to Lumi's context:

- Select Files:** Click to select one or more files in the explorer.
- Click "Queue for AI":** This option (often a chat bubble icon with a +) changes the file status from **Unknown** to **Queued**.
- Send a Message:** When you send your next

Document Content:

Let's Get Started!

Hiya! I'm Lumi, your enthusiastic creative partner-in-crime! 🌟

Welcome to LumiPad, our shared digital playground! This is a **file-centric workspace** where we build cool stuff side by side. Everything here revolves around your project files. My mission? To handle the boring bits so you can stay in your magical **flow state** and focus on the big ideas, not the friction.

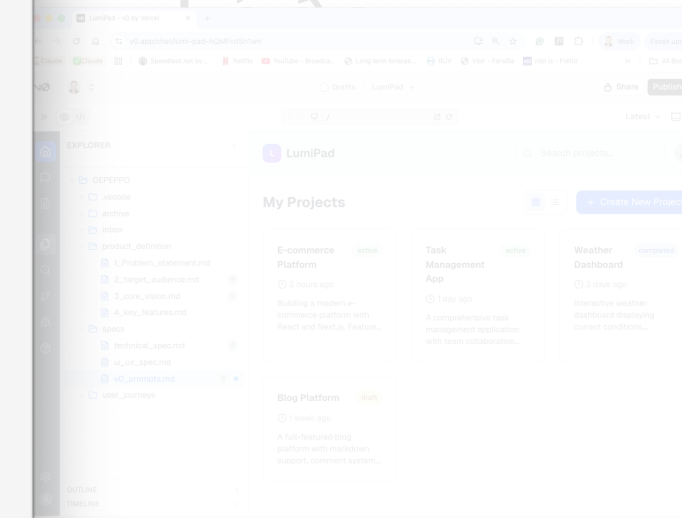
Here's a quick look at how we'll work together:

- We Work Directly on Files:** You can ask me to read, modify, and create files right from our chat. Your work results in tangible files that you own and control.
- You're Always in Control:** You are the director of your project. Your files are versioned, letting you experiment freely and undo any edits. Deleted files are also always recoverable.
- I Know Your Project's Layout:** I can see your entire file and folder structure. This means you can refer to any file by its

What are we working on?

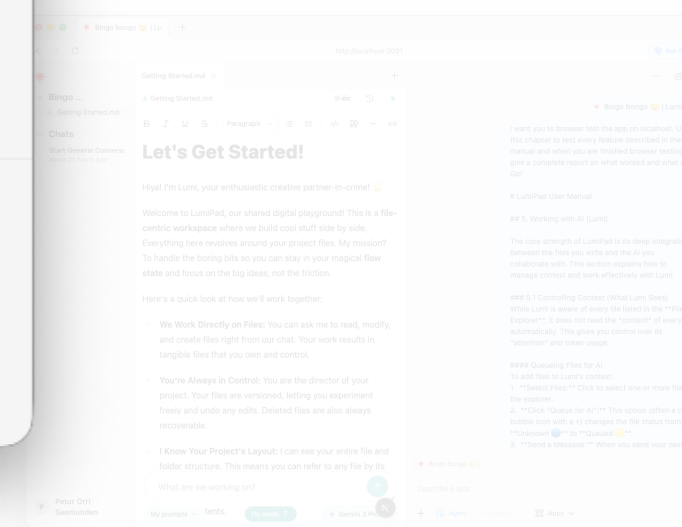
Petur Orri Saemunden

3 Prótótýpa með



CURSOR

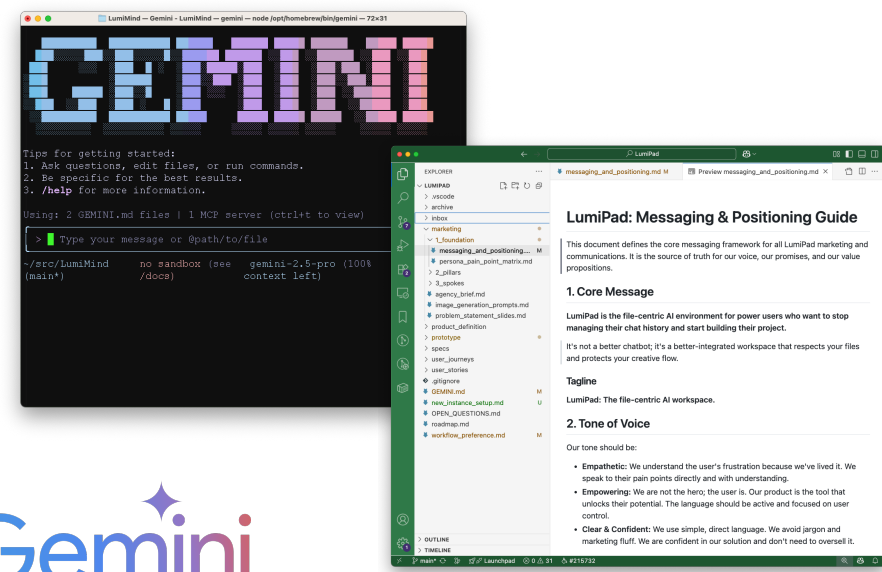
6 Prófanir



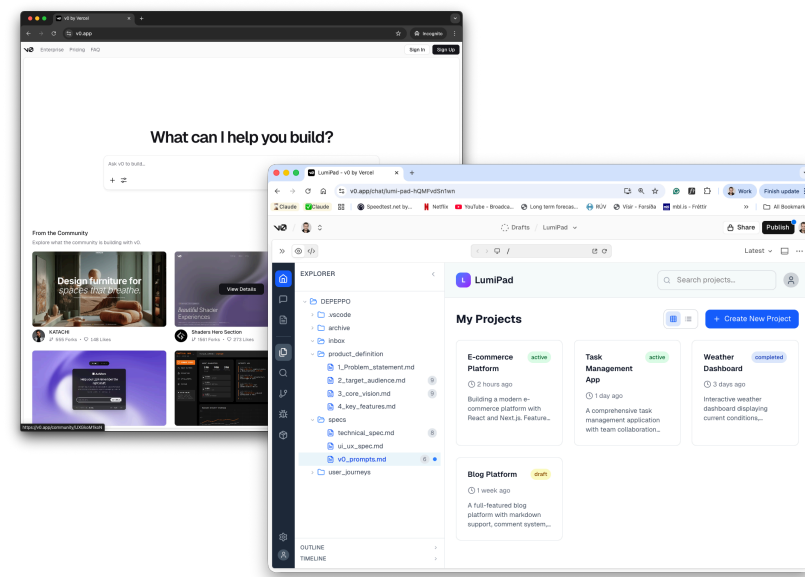
ChatGPT Atlas

ChatGPT Atlas

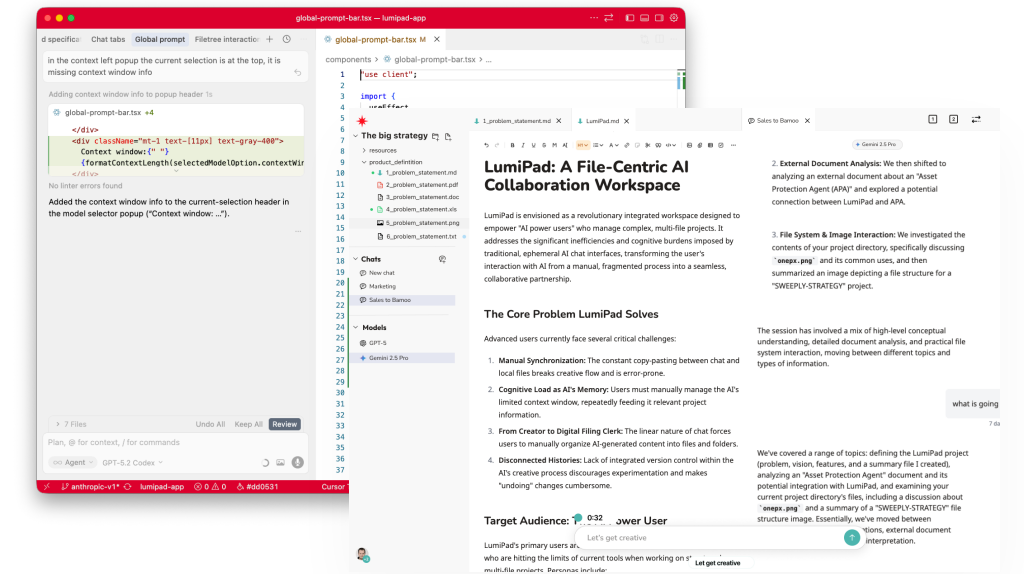
1 Hönnun vöru



2 UI protótýpa



3 Fínpússa hönnun



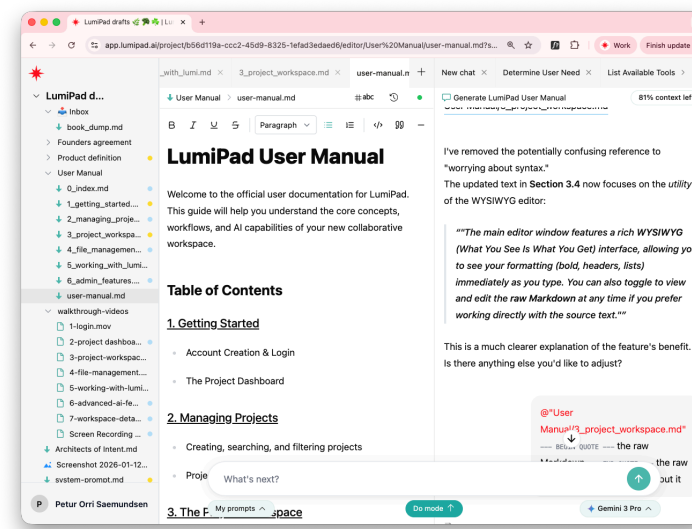
4 Forritun



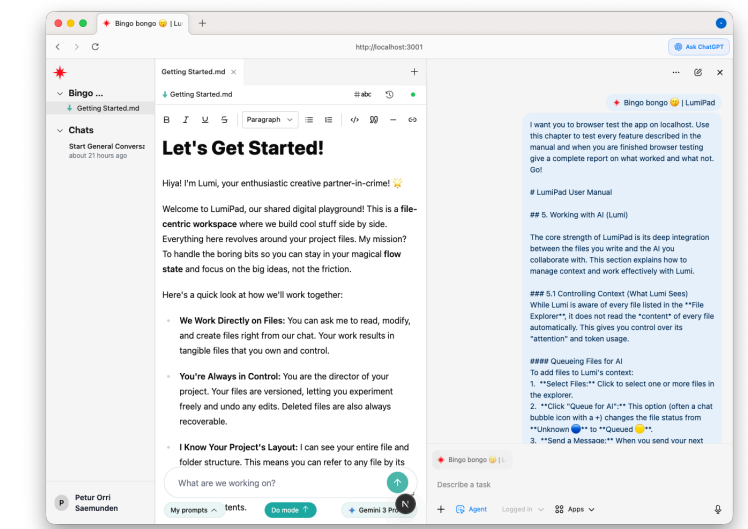
Codex



5 Notendahandbók



6 Prófanir











Projects

🔍 Search projects...



Create a project

▼ Favorites (4)


LumiLoop framework  POM 



No description available.

🕒 1 hr ago PO JH

LumiPad Product  POM 



No description available.

🕒 1 hr ago PO JH 

LumiLoop drafts  

No description available.


🕒 16 hr ago

LumiLoop  POM 

No description available.

🕒 4 days ago PO JH

▼ My Projects (24)

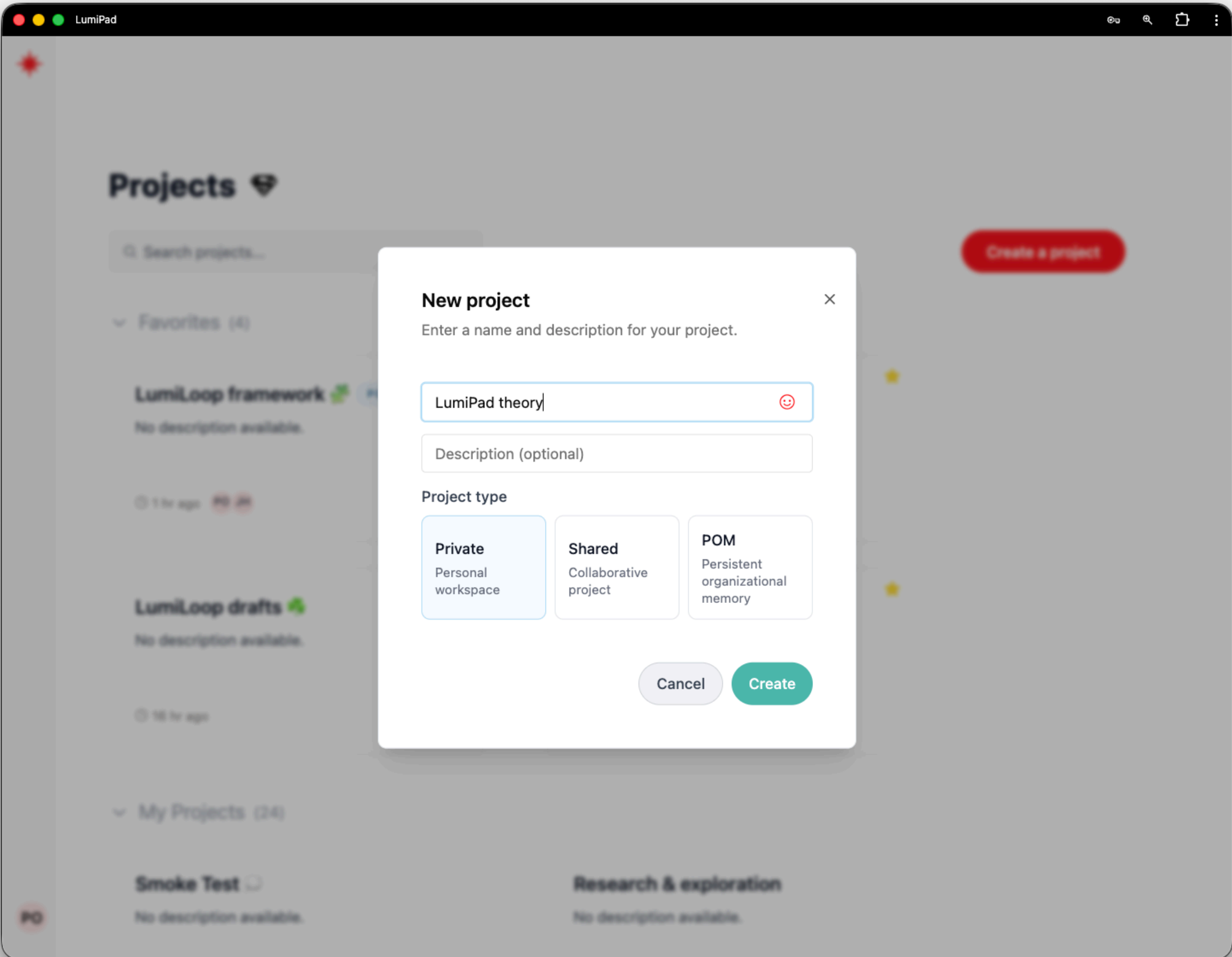
Smoke Test 

No description available.






Research & exploration

No description available.


PO



LumiPad theory | LumiPad


   New chat  

▼ LumiPad theory



Create or drop files

▼ Chats

◆ New chat
less than a minute ago

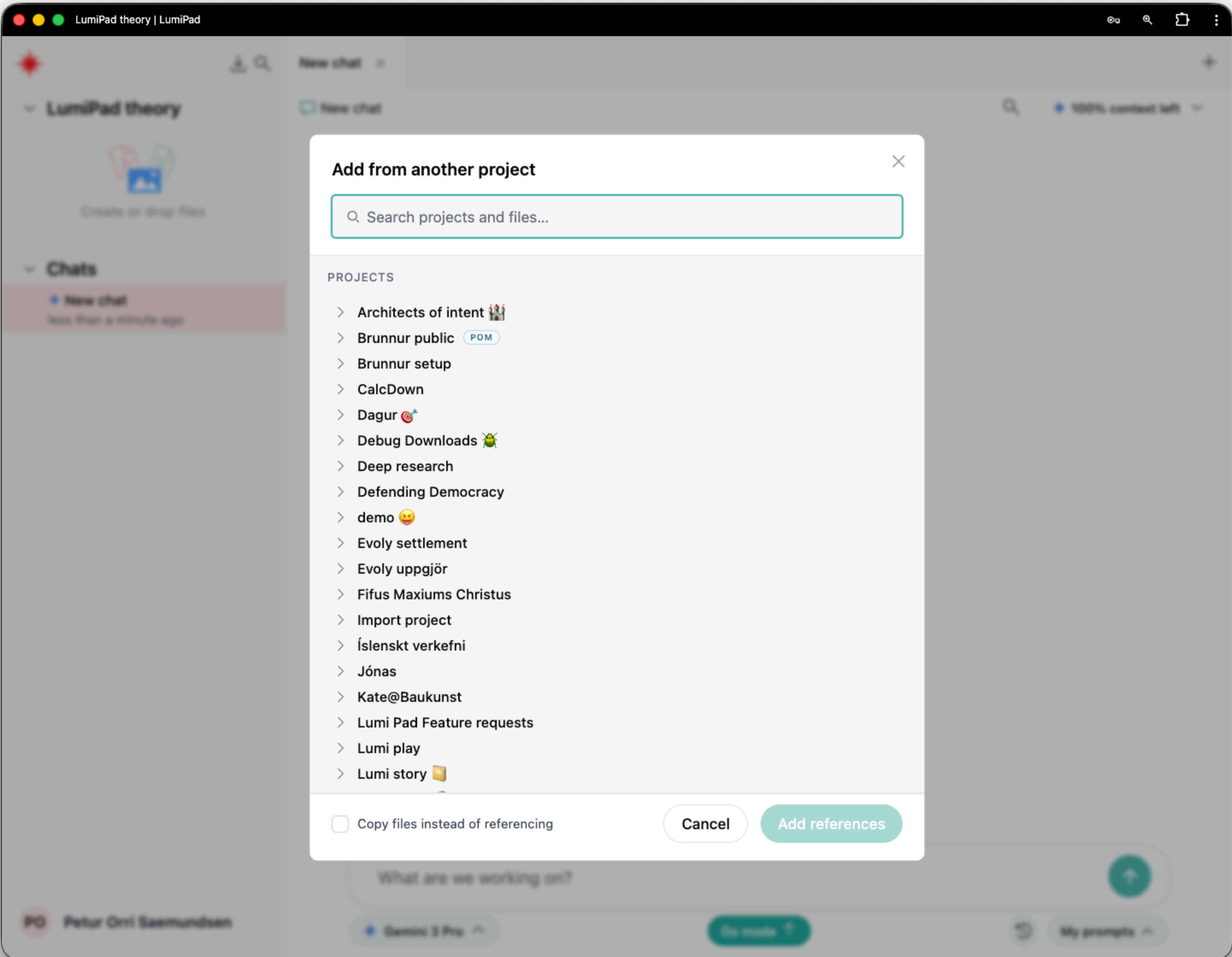
New chat  ◆ 100% context left ▼

Hi, I'm Lumi 🙌 What's on your mind?

What are we working on? 

◆ Gemini 3 Pro ^ Do mode ↑ My prompts ^

PO Petur Orri Saemundsen



Add from another project

Search projects and files...

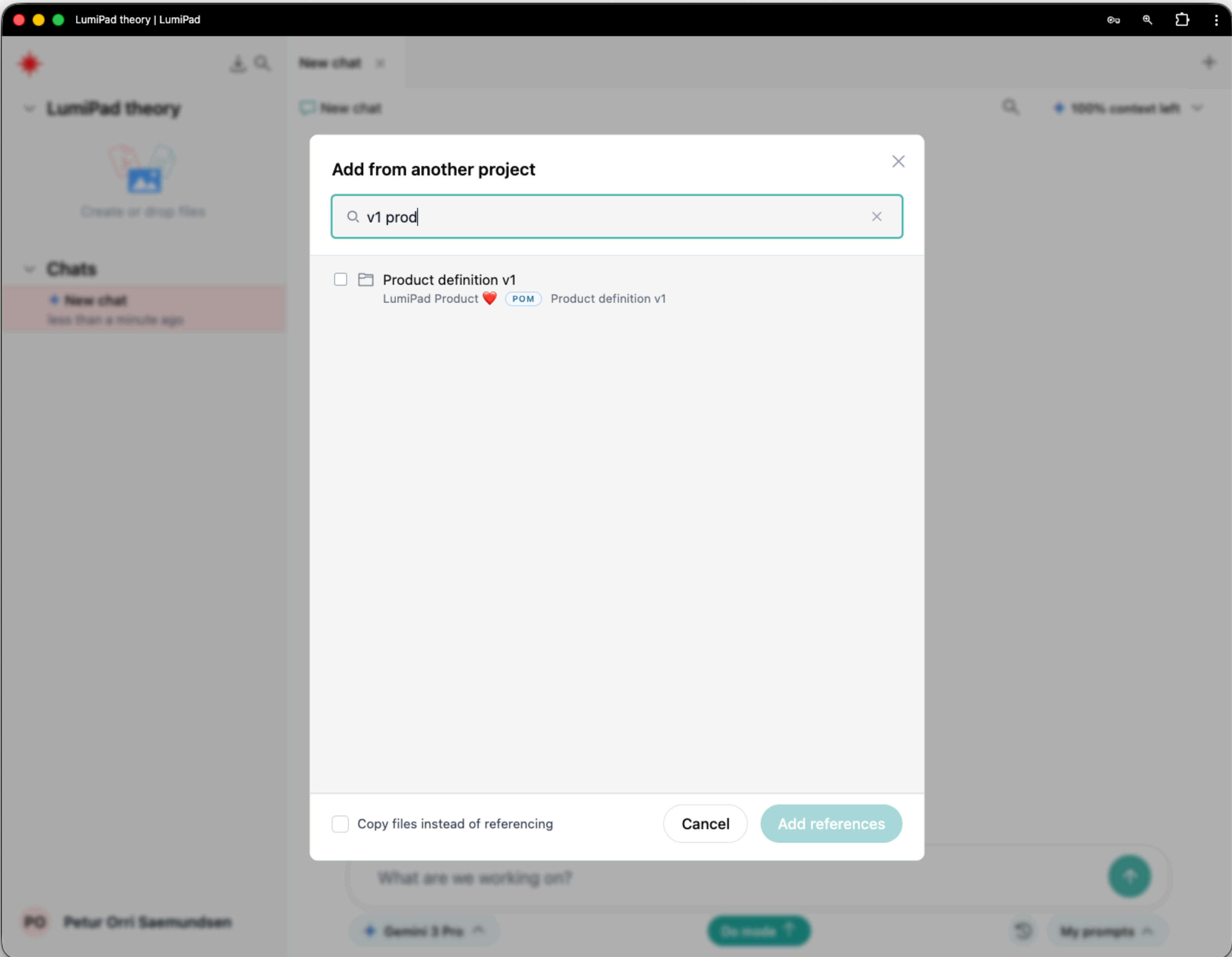
PROJECTS

- > Architects of intent
- > Brunnur public POM
- > Brunnur setup
- > CalcDown
- > Dagur
- > Debug Downloads
- > Deep research
- > Defending Democracy
- > demo
- > Evoly settlement
- > Evoly uppgjör
- > Fifus Maxiums Christus
- > Import project
- > Íslenskt verkefni
- > Jónas
- > Kate@Baukunst
- > Lumi Pad Feature requests
- > Lumi play
- > Lumi story

Copy files instead of referencing

Cancel

Add references



Add from another project

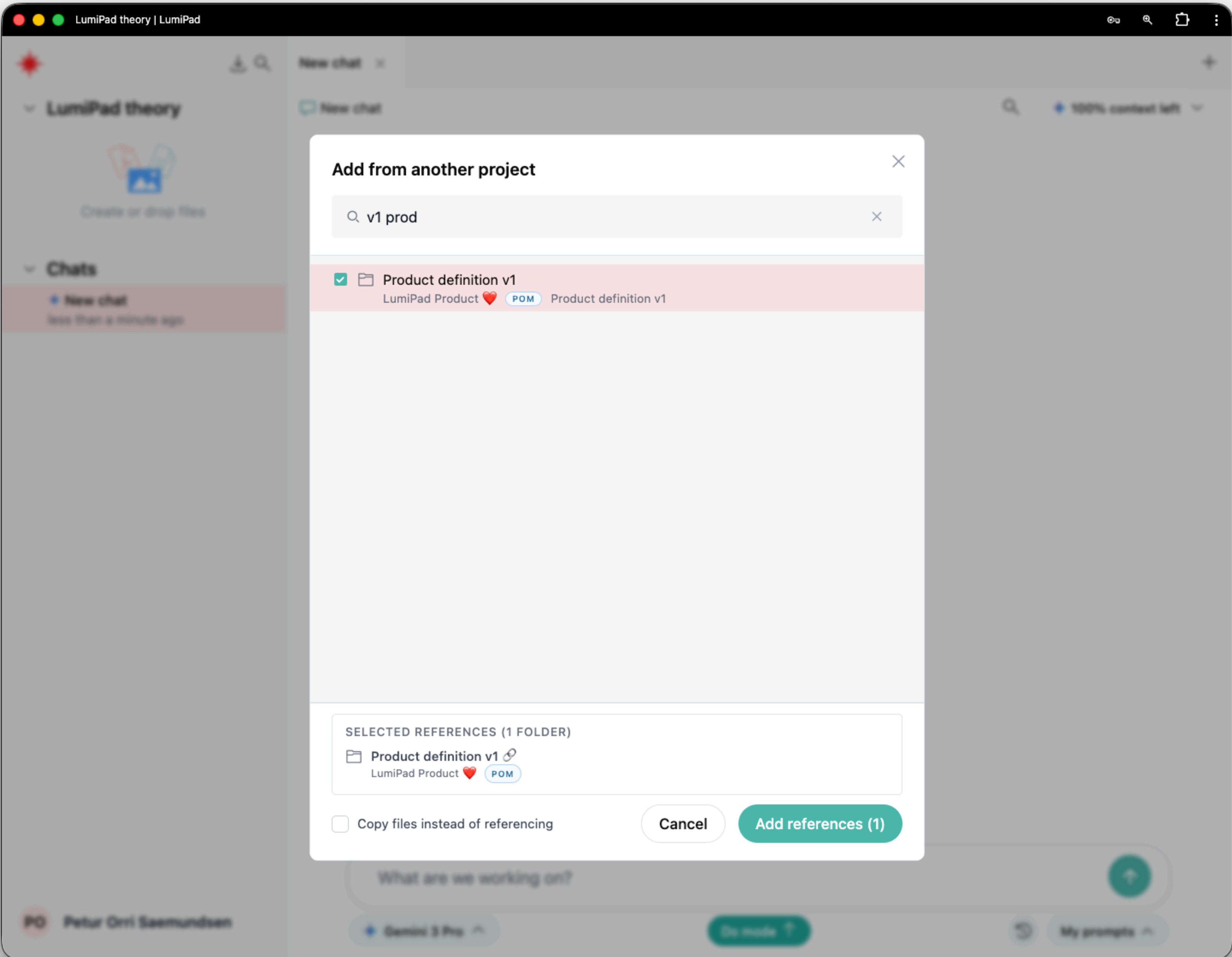
Search v1 prod

- Product definition v1
LumiPad Product POM Product definition v1

Copy files instead of referencing

Cancel

Add references



LumiPad theory | LumiPad

New chat x

New chat

100% context left

Hi, I'm Lumi 🙌 What's on your mind?

What are we working on?

PO Petur Orri Saemundsen

Gemini 3 Pro

Do mode

My prompts

Product definition v1

- 1_problem_statement...
- 2_target_audience.md
- 3_core_vision.md
- 4_the_solution.md
- 5_key_features.md

Chats

- New chat (1 minute ago)

Download icon

Search icon

Close icon

Plus icon

Search icon

Star icon

Dropdown arrow

Up arrow

Refresh icon

Dropdown arrow

LumiPad theory | LumiPad

New chat x

New chat

100% context left

Hi, I'm Lumi 🙌 What's on your mind?

LumiPad theory

- Product definition v1
 - 1_problem_statemen...
 - 2_target_audience.md
 - 3_core_vision.md
 - 4_the_solution.md
 - 5_key_features.md

Chats

- New chat
less than a minute ago

I am the Lumipad product manager, and I want to elaborate on my latest thinking on how to introduce the product. So listen up!

PO Petur Orri Saemundsen

Claude Opus 4.6

Do mode

My prompts

LumiPad theory | LumiPad

LumiPad theory

- Product definition v1
 - 1_problem_statemen...
 - 2_target_audience.md
 - 3_core_vision.md
 - 4_the_solution.md
 - 5_key_features.md
- Chats**
 - Lumipad Product Launch Str...
less than a minute ago

Lumipad Product Launch Strategy

Read text file [Product definition v1/4_the_solution.md](#)

Read text file [Product definition v1/5_key_features.md](#)

I'm all ears! 🧠

I've got the full product definition fresh in mind—the problem statement, personas (James, Maria, Priya), the core vision around "live connection," and the feature set.

Go ahead—I'm ready to capture your thinking.

What's next?

PO Petur Orri Saemundsen

Claude Opus 4.6

Do mode

My prompts

LumiPad theory | LumiPad

LumiPad theory

- Product definition v1
 - 1_problem_statemen...
 - 2_target_audience.md
 - 3_core_vision.md
 - 4_the_solution.md
 - 5_key_features.md
- Chats
 - Lumipad Product Launch Str...
less than a minute ago

Lumipad Product Launch Strategy

99% context left

Read text file [Product definition v1/4_the_solution.md](#)

Read text file [Product definition v1/5_key_features.md](#)

I'm all ears! 🧠

I've got the full product definition fresh in mind—the problem statement, personas (James, Maria, Priya), the core vision around "live connection," and the feature set.

Go ahead—I'm ready to capture your thinking.

I have been having a hard time explaining the product's value, but I made a breakthrough today when I realized I needed to introduce a workflow as a part of presenting the product. Can you guess what the 3-step workflow is?

PO Petur Orri Saemundsen

Claude Opus 4.6

Do mode

My prompts

LumiPad theory | LumiPad

LumiPad theory

- Product definition v1
 - 1_problem_statemen...
 - 2_target_audience.md
 - 3_core_vision.md
 - 4_the_solution.md
 - 5_key_features.md
- Chats
 - Lumipad Product Launch Str... less than a minute ago

Lumipad Product Launch Strategy

Read text file [Product definition v1/4_the_solution.md](#)

Read text file [Product definition v1/5_key_features.md](#)

I'm all ears! 🧠

I've got the full product definition fresh in mind—the problem statement, personas (James, Maria, Priya), the core vision around "live connection," and the feature set.

Go ahead—I'm ready to capture your thinking.

I have been having a hard time explaining the product's value, but I made a breakthrough today when I realized I needed to introduce a workflow as a part of presenting the product. Can you guess what the 3-step workflow is?

Ooh, I love a good guessing challenge! Let me think through this...

Based on the product's core value—the "live connection" between conversation and work—I'd guess something like:

↓

1. **Think** — Converse with the AI, explore ideas out loud

What's next?

3. **Share** — Deliver final documents to your team

Claude Opus 4.6

Do mode

My prompts

Petur Orri Saemundsen

Or maybe it maps more directly to the three-column workspace:

Að tengja saman hugmyndir

I have been having a hard time explaining the product's value, but I made a breakthrough today when I realized I needed to introduce a workflow as a part of presenting the product. Can you guess what the 3-step workflow is?

LumiPad varan

- Product definition v1
 - 1_problem_statement...
 - 2_target_audience.md
 - 3_core_vision.md
 - 4_the_solution.md
 - 5_key_features.md



YouTube fyrirlestur

- Andrej Karpathy - Software in the Era of AI
 - Raw Transcript.md
 - Summary.md



LumiPad teoría

- 1_the_ai_powered_company.md

Að tengja saman hugmyndir

I have been having a hard time explaining the product's value, but I made a breakthrough today when I realized I needed to

LumiPad varan

- Product definition v1
 - 1_problem_statement...
 - 2_target_audience.md
 - 3_core_vision.md
 - 4_the_solution.md
 - 5_key_features.md

YouTube fyrirlestur

- Andrej Karpathy - Software in the Era of AI
 - Raw Transcript.md
 - Summary.md

The screenshot shows the LumiPad interface. On the left is a sidebar with a file tree under 'LumiPad theory'. The main area displays a document titled '1_the_ai_powered_company.md' with a rich text editor. The document content includes a title 'The Workspace of the AI-Powered Company' and a section '1. The Core Thesis: The Missing Architecture for AI'. Below the text is a chat window with a message 'What are we working on?' and a response from 'Claude Opus 4.6'. The user's name 'Petur Orri Saemundsen' is visible in the bottom left corner.

LumiPad teoría

- 1_the_ai_powered_company.md

Að tengja saman hugmyndir

The theory was created for the LumiPad product, but in the last couple of days, we the owners of LumiPad company decided to deepen our partnership

Stofnendasamkomulag

↓ [12-LumiLoop Founders Agreement.md](#)

Bókin hans Jóa

↓ [Architects of Intent.md](#)

Glærur frá Pétri

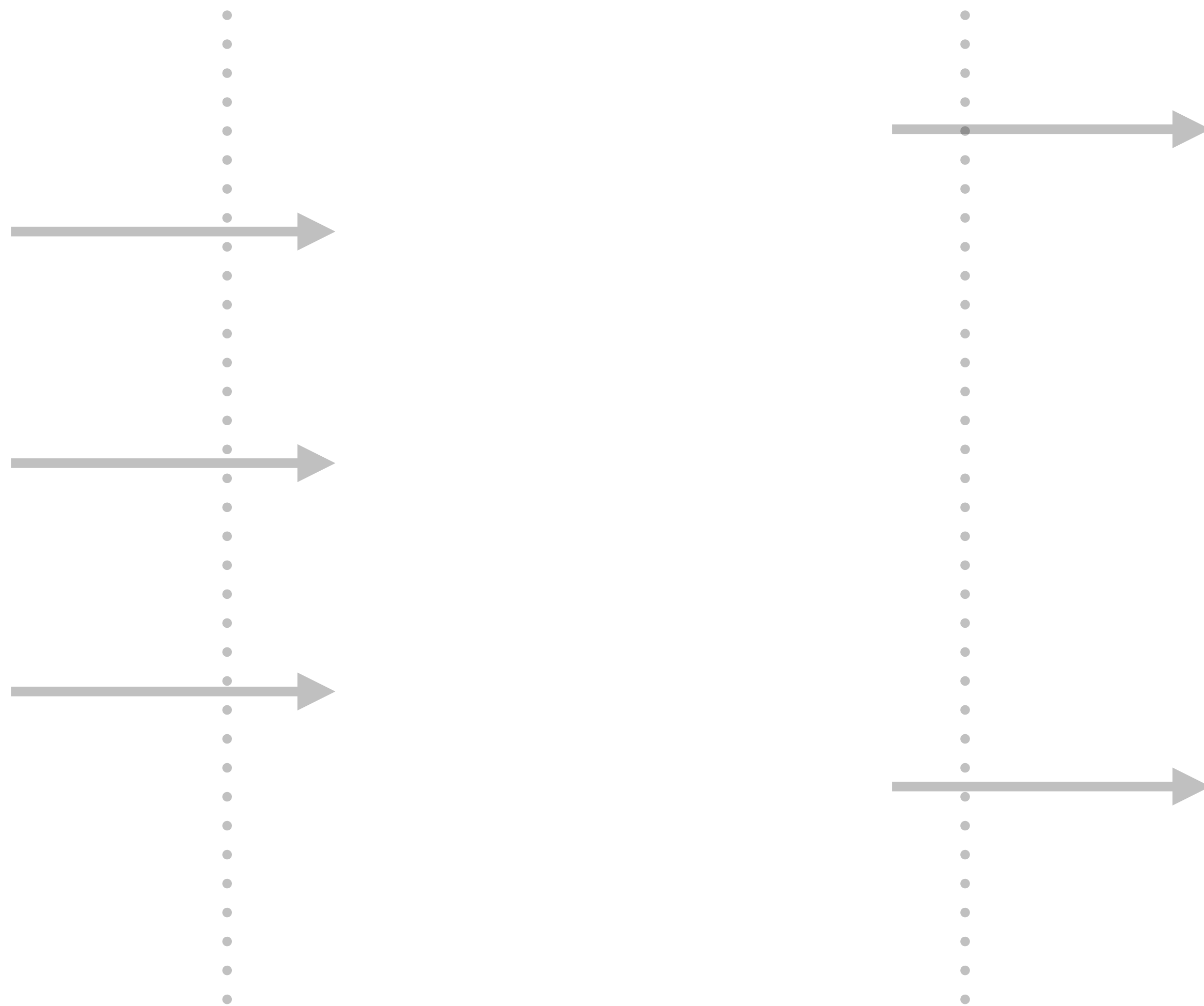
↓ [AI-transformation.pdf](#)

LumiPad teoría

↓ [1_the_ai_powered_company.md](#)

LumiLoop framework

↓ [1_the_ai_powered_company.md](#)



Að tengja saman hugmyndir

The theory was created for the LumiPad product, but in the last couple of days, we the owners of LumiPad company decided to

Stofnenda samkomulag

↓ 12-LumiLoop Founders Agreement.md

Bókin hans Jóa

↓ Architects of Intent.md

Glærur frá Pétri

AI-transformation.pdf

The screenshot shows the LumiPad interface. On the left is a sidebar with a file tree under 'LumiPad theory'. The main area displays a document titled '1_the_lumiloop_framework.md' with a heading 'The LumiLoop Framework' and a sub-heading 'Part 1: The Thesis'. The document content includes four numbered points: 1) Adaptation is the ultimate competitive advantage, 2) Abundance of intelligence is now available, 3) Disposable intelligence, and 4) The true learning organization compounds intelligence. At the bottom, a chat window shows a user asking 'What are we working on?' and the AI assistant responding 'The org... basel... ability rises.' The user's name is 'Petur Orri Saemundsen' and the AI model is 'Claude Opus 4.6'.

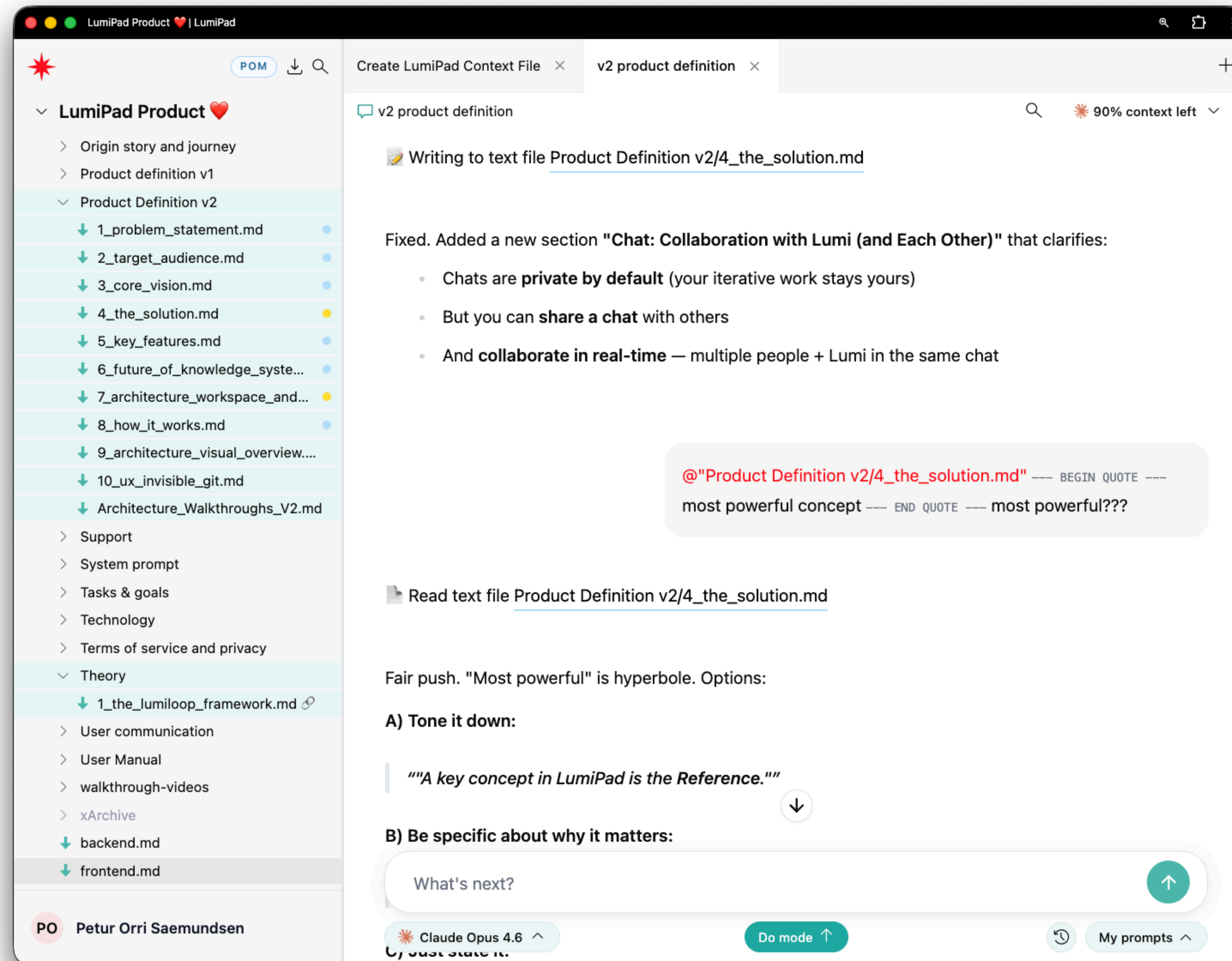
LumiPad teoría

↓ 1_the_ai_powered_company.md

LumiLoop framework

↓ 1_the_ai_powered_company.md

Ad tengja saman hugmyndir



LumiLoop

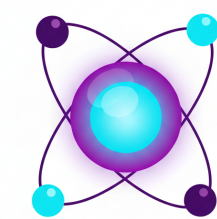
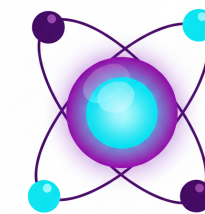
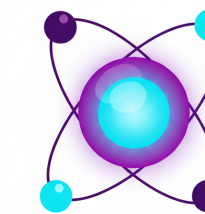
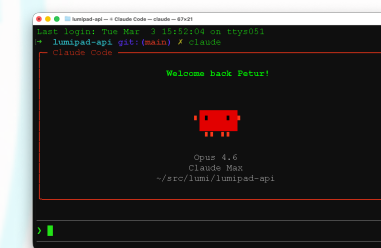
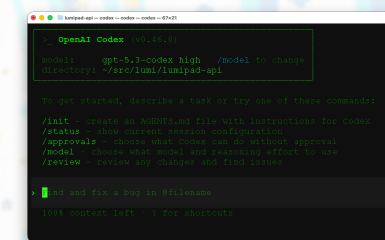
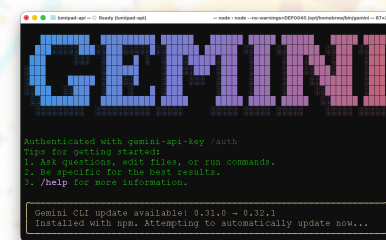
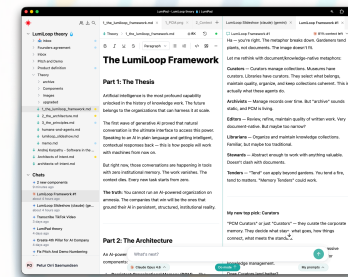
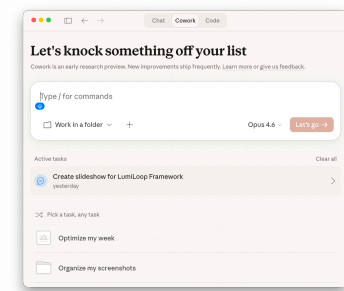
FRAMEWORK

The loop

People



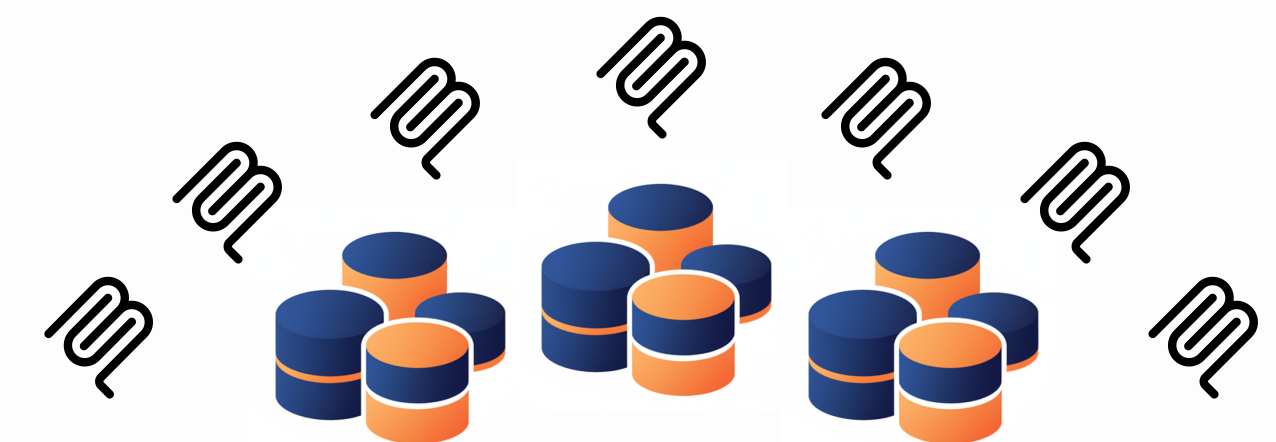
Agents & coworkers



POM agents



Persistent Organisational Memory



Context Bridges

